



Volume 13 Issue 2

The official newsletter of the Straight Key Century Club
"The Rag Chew"
Editor: K8AQM

June, 2020

Dayton/Xenia 2020....Not!

Normally the next two or three pages would have included an article about the wonderful time at Dayton, the SKCC booth and many pictures of members and activities...but not this year. Our lives have been radically changed for the last five months; many restrictions on travel and movement, businesses have closed..some to never open again, activities cancelled, schools closed and friends ill with the Covid 19 virus.

I am fortunate to have friends who send me snits and bits of articles and cartoons for inclusion in *The Rag Chew*. The following cartoon was sent from David, VE9CB #12520 and it is so on-point that I had to share it.



"Amateur Radio: Social Distancing for over 100 years."

Gary Spence to QCWA National Capital Chapter
70

Despite all the certain trauma Covid 19 has caused, amateur radio has been and will continue to be the social outlet for all of us. Whether CW, SSB or Digital we can all stay socially connected safely. When you're down in the dumps, when you're board and when you're lonely amateur radio provides you with a high level of interest to communicate with the world and friends.

I sincerely hope by the time you read this the worst is past and your life will return to its normal course. If however, we remain in the throws of this calamity, amateur radio will still be there.

I hope to see you all in Dayton/Xenia in 2021

73,

Ted K8AQM/VE9AQM
The Rag Chew editor

Be KS1KCC, Be Sought-after!

We have an “official” club call, yes there are many KS#KCC calls but only one “official” club call. Our club call is available for use by club members and may be used in any SKCC event or for general operation during the day or evening hours. You only need to ask permission from the club trustee (AC2C) ahead of time and then submit your log ADI file within a couple days of operation for credit to help KS1KCC advance through various achievement awards. Additionally, KS1KCC is always an additional bonus station in WES events.

All users of KS1KCC use the report form of “5xx, your state, SKCC (name) 20550T.” Simply, you decide the rst, use your state, use the name “SKCC” and the number assigned to KS1KCC (20550t). All QSLs are handled via the bureau and the board of directors.

<h1>KS1KCC</h1>					
					
<p>Straight Key Century Club SKCC #20550</p>					
<p>Straight Key Century Club 10227 Feaga Farm Ct Ellicott City, MD 21042</p>					
<p>www.skccgroup.com</p>					
Confirming QSO with	Date	UTC	MHz	RST	MODE
	Day / Month / Year				
<p>©cheapqsls.com <input type="checkbox"/> Pse <input type="checkbox"/> QSL <input type="checkbox"/> Tnx <input type="checkbox"/></p>					

Using KS1KCC is like being a DX station, members want to work the official club station and they will seek you out...especially if you're the bonus station! Drop a line to the club trustee, schedule an operating time or event and enjoy operating as the club call!

From T X 8 to Senator

By Larry K8TEZ and Steve NQ8T

Having both received our T X 8 awards in January of this year and friend Steve, NQ8T



and I both decided to take the next big move which would be Senator. We both started out about the same time and decided we would have a little "Run for the S" competition between us to see who could get there first. I Elmer'd Steve on poor band conditions and we kept each other motivated! We ran neck and neck for almost the whole month of February but finally decided it would be a tie and we would both get to 200 contacts at about the same time and at that point we would work each other for QSO # 200. Steve got there one day ahead of me as at that point I was one contact short of 199.

K8TEZ Larry and NQ8T Steve operating as K3Y/8

the US so I stood by until he finished his QSO and hoping he didn't pull the big switch before I could switch antennas and amps (from the Ameritron to the SB 200) which I use with my Den-tron MT 3K Tuner on 20 meters. Luckily when I finished all the adjustments Tom was just signing with another station in the US so I immediately gave him a call. He did come back immediately to me as I was getting concerned about the QSB starting to build up. We exchanged SKCC numbers and RST and other report information we also exchanged information on our working conditions. That made my day as I finally hit #199 and was ready for a contact with Steve now for # 200.


Steve and I both appreciated all the great people who make up the SKCC and were willing to answer our PM's and posts on the SKCC sked page (some of which were rather difficult to work due to all the QRN on the bands in the evenings here). Again Thanks to all who contacted us and made the Senator award possible for us.

73,

K8TEZ Larry 8426S and NQ8T Steve 5919S

Enjoying the Park

A little more SKCC this time from the park today. The key is a bit bulky for this set up but managed to make some nice QSO with 10 watts and my Eagle One vertical. De Fred KE4Q in sunny southwest Florida!



The Venerable Navy Flameproof Hand Key

By Bill, KE3O, SKCC # 9282T

I just completed an SKCC QSO using one of my favorite mechanical straight keys ... the "Navy Flameproof" model xxx-26003A hand key. It is a proud key, with a rich heritage, suitably dressed up in its fine black crinkle finish. And yet, it is secretive with most of its mechanical components hidden from the view of inquisitive eyes. For decades it has been lauded for its sturdy build, its smooth feel and the characteristic tactile feedback described as a "thunk" or "chunk". More importantly, built for safety, it was developed to be used in potentially explosive environments, such that might be found on a vessel or aircraft.

Admiring the beauty of this key and thinking of how many of us are fortunate enough to own or use one, I began to wonder about its origin. And, as much has been written about this key, and some other Naval and Aircraft flameproof counterparts such as the J-5-A, my words are not intended to be a comprehensive and authoritative examination of the subject. Instead, they are intended to be a celebration of the 100-year-old concept of attention to personal safety in the radio room.

So, if anyone of us mistakenly thought that J. H. Bunnell fathered the concept of flameproof technology with his 26003A, please enjoy this actual advertisement from the **1919** Catalogue of Radio Laboratory Apparatus manufactured by General Radio Company, Cambridge Massachusetts.



FLAME-PROOF KEY
Type 151

This key is designed to be used wherever there is any danger of fire or explosion due to a spark such as takes place when the key of a transmitter is operated. It has been used extensively by the United States Signal Corps and Navy Departments, and is especially adapted for submarines and areoplanes, but may be used with satisfaction in many places to which the ordinary open key is not well suited. The contacts are easily accessible, as well as the adjustments,—a valuable feature. The movement is smooth and easy,—the construction rugged. It will carry 10 amperes continuously without heating.

Type 151 Flame-proof Key\$6.00
Size 5" x 2¾" x 3". Weight 14 oz.
Code Word "KIMBO"

General Radio Co., Cambridge, Mass., U. S. A.

[54]

Learning CW Online with the Long Island CW Club

David Poole VK5PL/AG7SR #13144

When I first learnt CW back in the late 70s to get my Novice licence, we had cassette tapes to listen to and a companion booklet with the corresponding characters or words. Earlier than that they had records to listen to on a record player. If you did not have much money you probably had to listen to CW on the radio.

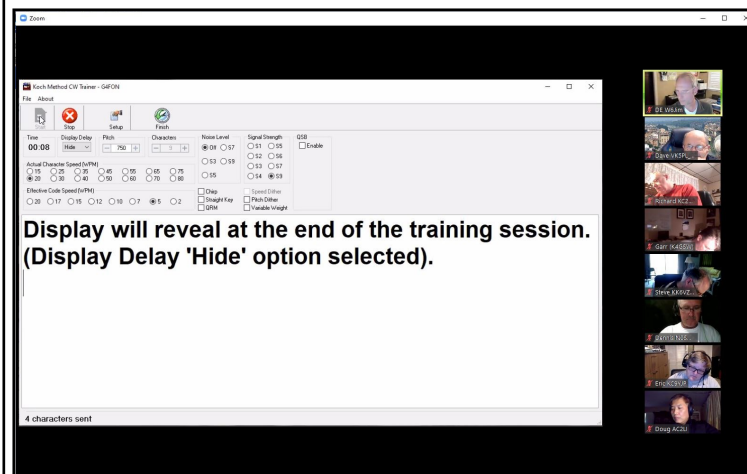
Nowadays there are many computer programs or even phone apps that can send CW and even decode what is sent. Some clubs run CW classes for their members to learn the code in their clubrooms. I heard about a club that provides CW lessons from watching one of my usual Youtube channels, Ham Radio Crash Course run by Josh (KI6NAZ). He had one of the founders of the Long Island CW Club Howard WB2UZE explaining how the club works, and at that time I wanted to relearn CW to be able to contact CW operators during Parks/SOTA activations.

The Long Island CW Club is very flexible with attending classes, there is no rigid policy that you have to use a paddle or have to attend every session. Turn up to any class you like and use any type of key but it is suggested to use a straight key in the beginning. You do not have to live in Long Island NY to be a member, you just have to want to learn CW. There are now over 300 members from 41 US states and 10 countries. I have been in lessons when there are students from 4 or five different countries.

The lessons are run online via a program called Zoom which is a video conferencing program. Using this, everyone can be seen and heard by everyone else, unlike a lesson on the air where some might suffer QRM or fading.

All you need is a computer, camera and microphone and if sending, a key and an oscillator or rig with sidetone.

There are 40 characters to learn, 26 alphabet, 10 numbers and 4 punctuation. The beginners classes are divided into 2. In B1 you learn the first 20 characters and B2 the next 20 characters. These are taught using the Koch method, where char-



acters are sent at 20wpm speed so you learn the rhythm of the character, but using Farnsworth spacing so the effective word speed is 5wpm. Various programs are used to send the characters, one of which is G4FON and it can send random characters, words, callsigns, phrases and sentences.

Instructors also send words or phrases using their key or paddle and sometimes get students to send back a word to practice sending also.

Once students have learnt all 40 characters the next level is the intermediate classes and also sending classes, but even beginners can listen in or participate as they like. Intermediate classes have similar structure as the B1/B2 but are usually sent at a faster wpm speed 20/7 or 20/9 or even a little faster and you start on learning words that are used in QSOs like rig, rst, name, ur, QTH, tnx, and some prosigns are introduced. Some simple QSOs are sent for you to decode to get you used to their structure.

Sending classes use these aspects for students to send words to each other and simple qsos between them to exchange report, name etc. This also increases students confidence to make a qso by themselves.

One of the latest classes added is the 20/20 class and it's ambition is to progress students from about 10wpm to 20wpm by the end of the year. The same story is sent every week at 20wpm and students try and copy parts of it, maybe adding a word or two each session and hopefully be able to copy the whole thing by the end of the year. After this there are various other things sent at an increasing speed every month to help students increase their copying speed.

Among other classes during the week (there are nearly 25 each week) are a Beginners CW Workshop where students can ask about different aspects of CW they may have trouble with and the lesson can concentrate on that, like numbers or callsigns or confusing of similar characters. There is also an Ask The Master Class where questions on anything radio related can be answered, eg antennas, propagation, keys etc.

Howard also runs a couple of assisted qso classes. Student get on Zoom and set their radios and listen for someone calling CQ. If the student cannot decode the cw as it is too fast, Howard tells them the callsign and tells them when to send their call and what to send and they sometimes make their first ever QSO. Some Ops even slow down to the student's speed when they send their call.

There are also head copy classes where students are encouraged to copy what is sent (usually a word or callsign) in their head without writing it down. There is also a no talking CW only class where everything is supposed to be done using CW only. The newest class that has just been announced is going to be a Field Day/Sprint class to help students participate in those events. Getting more people involved in Field Days was one of the original motives for starting the club.

Those are the types of classes that are run and most are done several times a week at different times to suit students in different time zones. The class times range from 4pm weekdays and Sunday, but most are in the range of 7pm-Midnight. On Saturday mornings there are a couple of lessons from 9am.

These times are all US Eastern timezone , so adjust for your own time zone. Usually the classes are an hour long.

Anyone interested who can be online at these times go to the Long Island CW Club website at

<https://longislandcwclub.org/>

The website has many pictures, videos, links and a calendar that shows the classes and times. Club members can access a large selection of files that help with all things CW and a section on how to use Zoom and helpful lists of abbreviations, Q codes and CW protocol cheat sheets to help with your QSOs.

They are a friendly bunch and very flexible with attending any class you like. You can arrange with an instructor or another student to get on Zoom when there are no classes and have one on one assistance with any aspect you need help with or just to practice sending with each other. When you register with Zoom you also get a personal code to your own Zoom room so you could practice with a friend or friends that suits your time/availability without worrying if there is a class on.

March Slow Speed Saunter

Slow Speed Saunter



A somewhat slow month for March submissions but many are still suffering from K3Y overload.



Overall results

Rank	Callsign	Name	SKCC #	SPC	QSO's	Score
1	AC1GF	Bob	19399S	NH	46	46
2	W0VD	DAN	2515T	MO	34	34
3	KS4KCC	Bugs	3702T	NC	30	30
4	WA2JSG	Curt	3018S	NJ	14	14
5	W4RQ	Rich	8699S	FL	11	11
6	VE2KZW	Robert	16248T	QC	7	7
7	N4API	Brian	11673S	GA	6	6
8	W15H	Mike	11770S	TX	5	5
9	VK2NNW	Adam	20432	AUS	2	2
9	AF5SW	KEVIN WADE	20090	OK	2	2
11	KA5TJS	Allen	5172S	TX	1	1
11	F8EZZ	JOEL	15300C	FRA	1	1




Seemed a bit quiet today on 20 meters, but found a few! Always good to chat with fellow SKCC members! Just wish more were on the air for our SSS ! We'll just have to see what we can do about that! 73, Rich W4RQ




I don't get to use my 12-yr old IC-7000 much these days since having newer rigs, so I got it out of the closet and used it for this SSS. I ran 50w from it into a vertical antenna using a Kent SK and made 14 contacts. Always a fun time. 73, Curt WA2JSG 3018S



Finally got one about 5:30pm Sunday afternoon. Very slow and new member. I like working slow code and will QSO no mater what speed. I have been running the NAQCC ETX QRS net on Monday nights now for about 9 years. Not a plug HI HI. Used my E F Johnson SK for that one. That is not SS country, at least for me. CU all next month. 73, Allen KA5TJS




It was my first SSS event. Only made two contacts due to poor conditions on 20M and a low 1/4 wave antenna. Hope to do better next time! 73, Adam VK2NNW



Captain Rich W4RQ

Speaking of Cooties...aka Sideswipers...



Here is a picture of my two Bunnell Sideswipers. 73, Mark KM4AHP

Here are two beauties from the collection of fine keys from Mark KM4AHP. Much has been written and debated about cooties and what is the “correct way” to use them.

The following is a post from Joe K8JP/5 (V31JP) which may be the true statement on how the best way to use a cootie actually is.

Some folks tend to use their SS like a bug, dits on their fingers and dahs on their thumbs. Others alternate, starting where ever. Some start with a dah on their thumb, followed by alternating. Whatever feels comfortable and sends good CW is what counts, to each his own style.

I came from a straight key to a bug, followed by keyer/paddles. As I was young then, mid to late teens, pain of sending was not an issue, I just wanted to send as fast as I could receive. I took my Extra (20 wpm) at the FCC office in Detroit in my late 20s using their straight key and had not used a straight key regularly for years.

As I love CW and saw the Straight Key Century Club come into being about the time I decided I wanted to be able to switch between a keyer and a bug with few or no errors. Some few members of a local Detroit area club went from a straight key to a keyer and had the sides reversed and no idea why the dits went on the thumb side, it was the graduation from bugs that set that. They switched and were up to their normal speed within days of use after switching. The only trouble I had when going back to bug use was remembering nothing was self-completing, so I had to listen more when sending.

A sideswiper is the same, listen to your sending like a straight key or any key. That is why so many have a hard time going to a bug, they are paying too much attention to their fingers and not listening to the CW they are making.

Myself, I tend to start a character with its starting element the same way I would with a bug; a dit with my finger on the right side or a dah with my thumb on the left and after that, I alternate the sides, regardless of the element. Good luck to all and enjoy CW.

73, Joe, K8JP/K5 and V31JP

The important part of Joe’s post is in the last sentence of the first paragraph,

“Whatever feels comfortable and sends good CW is what counts”



March SKSEu



Hi, very weak propagations here, working from my portable location in JN95UD at 539m asl, with FT817 5W output into ZS6BKW doublet. Thanks Bernard F5DE for 2 band QSO and thanks all for nice evening. 73 de YU7AE/p Kare.

Results for SKSE: 05-Mar-2020


Overall | QRP | QRO | QRO+ | SWL | By SPC | Soapbox

Overall results

Rank	Callsign	Name	SKCC #	SPC	QSO's	SPC's	S/T/C	Score
1	KE9SA	Chuck Skoning	19582T	WI	21	13	14/6/0	543
2	K1NV	Jon	2609T	NV	20	14	8/9/0	490
3	AC1GF	Bob	19399S	NH	21	16	4/4/2	446
4	F5DE	Bernard	6247S	FRA	14	10	3/3/1	220
5	PG4I	Jo	11019	NED	9	7	4/2/0	143
6	ON7DQ	Luc	14984T	BEL	8	8	4/1/0	134
7	KC5F	Steve	21092	NC	5	5	2/1/1	70
8	YU7AE	Kare	5790T	SER	5	5	2/1/0	65
9	AA7XP	Herb	14525T	OR	5	4	0/2/1	45
10	W0VD	DAN	2515T	MO	2	2	1/1/0	29
11	W6WU	Steve	20314C	MD	1	1	1/0/0	16
11	W7AMI	Terry	20359S	ID	1	1	1/0/0	16
13	F8EZZ	JOEL	15300C	FRA	2	2	0/0/0	4
13	HB9CPS	Geo	20350	SUI	2	2	0/0/0	4


This month's SKSEu was again plagued by poor conditions but brought QSOs to those tuning the bands. Only one picture submitted this month, hopefully more pictures for next month.

Keys From Facebook



Here we say: "ogni scarafone è bello a mamma sua" every bug is beautiful for its mom □ 73 DX de IZ2FLX

Well I finally got a chance to finish a key i received from a fellow ham. Its a Speed-X. Picture on the right is how it was when i got it. After soaking the components in Evapo-Rust over night. I then got some small plaques from Hobby Lobby and stained it. And here is the final product on the left. Now all i have to do its' get it hooked up and on the air. 73, Troy KF7SEY



When your radio is not wired for your bug, you got to go topless! De KA1DBE

The Readed Telegrapher

The following story first appeared in the "K9YA Telegraph" and is reprinted here with permission from both the "K9YA Telegraph" and the author, Scott N7NET.

THE REDHEADED TELEGRAPHER

By Scott Laughlin, N7NET

"It's seven o'clock on an April morning of 1905 when a large man in a black, three-piece suit and red tie turns away from the telegraph window. "Who is that redheaded kid who sent my telegram?" he asks the freight handler, pointing.

Stopping his hand truck, Ted followed the man's finger. "Him?"

"Yes. How old is he?"

"Ten, I think. His name is Henry. He's the telegrapher's son," thinking to himself that the situation resembled a few paragraphs he'd read somewhere . . .

A Union captain steps into a Virginia telegraph office. Seeing two young boys playing a pocketknife game on the floor, he asks where he might find the telegrapher.

"I'm the telegrapher," says the barefoot one. Rising, he brushes dirt from his baggy-big overalls and steps behind the counter. "I'm ready sir," he says, grasping a stubby pencil.

"Wull... where's the regular telegrapher?"

"Him?" asks the boy. "Oh he's done signed on and went off to join the fightin'."

In Ted's eyes, Henry is resembles that boy, wise beyond his years. Watching and listening, he's quickly caught on to Morse code and the office work around a rail depot. With his mom's permission, he rides in on horseback three mornings each week, arriving at six o'clock sharp. He sweeps the floor, dumps the trash, sorts the paperwork, and then he puts on sleeve garters and a green eyeshade and for two hours he works the Western Union line if his dad is busy with train orders.

The north wall is fitted with square cubbyholes for paperwork, keeping it in order for the general manager. On the south wall hangs a large eight-day clock from which a brass pendulum swings to and fro. Two operating positions face the clock. Three railroad wires and a fourth, a Western Union wire feed through the west wall. They terminate at a series of switches, allowing the telegrapher to select any wire at any position. Two sounders, each fitted with cedar hoods and dented tobacco cans, provided unique sounds.

"I'm a bit concerned," growls the businessman, his large ears growing red. "That telegram is an important Sears and Roebuck order that must reach Chicago accurately and in a timely manner. I've already assured my customers that their merchandise will arrive by rail posthaste. Now I'm not so sure."

"No worries, sir. Your order is probably already on somebody's desk as we speak. This young man has been working the Western Union wire for more than a year and I can count the mistakes he's made on one hand. Are you expecting a reply?"

Before the large man can reply, a sounder comes to life. Henry stops his sweeping. Resting his broom handle against a [doorframe](#), he takes a seat at a typewriter and starts to copy. The sounder soon falls silent, but Henry continues for a few additional seconds. When he's finished, he tears the yellow paper from the roll and hands it to his father.

"Mr. Blevins?" Albert asked.

"Yes. I'm Blevins.

"This is a response to your wire," says Albert, handing over the paper.

"Thanks," says Blevins, studying the reply. "They've acknowledged the orders and they will be shipped before the week is out. The young man who sent my telegram is very proficient. I bet the general manager is glad to have him on board."

Albert makes no response. Instead, he responds to a clicking sounder.

Turning, the Sears man heads for his waiting buggy, a broad smile on his face.

"So how'd it go this morning?" Henry's mother, Millie, asked her husband, Albert. She dished up six hotcakes, pushing the butter and syrup toward him.

"Nothing unusual happened, but I certainly was glad to have Henry on board this morning. Especially when a Sears and Roebuck drummer came by to wire an order to his Chicago office. It was long and detailed—four hundred baby chicks, a [moldboard](#) plow, harnesses for draft horses, and a double tree for a Studebaker buggy. There was other stuff. Henry handled it."

"Four hundred baby chicks?" she echoed. I had no idea chickens could be ordered over the telegraph. I mean, wouldn't they die between Chicago and California?"

"It's not done that way," said Albert. "Sears and Roebuck have arrangements with hatcheries everywhere. The order is forwarded to a hatchery near the customer and when the chicks are hatched they are shipped to the destination through the post office."

"I see," she said.

"Was the detailed order hard to send?" she asked, directing the question to Henry.

"Not really. Had to shut out the other noise. Sometimes it distracts me," Henry said, between bites, gulping down his hotcakes.

"Thanks for taking care of my horse, Mom.

She smiles and hands him an empty half-gallon molasses bucket packed with two sandwiches and a large piece of frosted chocolate cake.

Green View School is where Henry spends his days. It's a one-room, white building with a very large coal stove in its northeast corner. A silver-colored guard shields the eleven children from the hot stove. Outside, a large building is divided in half. One side houses a manger, watering trough, and hitching rail. It's where the kids keep their horses when school is in session.

On the other side are several tons of coal. In the foothills, the temperature can drop into the low thirties. Henry's job is to fill three coal buckets each morning, carry them into the schoolhouse and put them between the heat shield and the stove. The teacher, Mrs. Hines, younger than his mother, stokes the fire during the day. She knows how to teach, but some of the simple things in life seem to go over her head. Henry explained to her how to bank the fire at the end of the day so it wouldn't have to be started fresh each morning. But she has no interest. During the winter months everyone wears their coats until at least ten each morning.

School is a drag for Henry. He has little interest in math. He earns top grades in English. Writing is his primary interest. He's promised his mother to stick it out through the eighth grade. And that is where his mind is, finishing school in the spring of 1905, the year he turns thirteen. Then he can maybe work somewhere as a telegrapher or maybe a newspaper reporter.

His mother consented to his helping his father at the telegraph three mornings each week, six to eight. He has to roll out of bed early in order to saddle his horse and ride the four miles to the depot.

The routine continues without a hitch through spring and summer. Henry learned how to manage the paperwork, as well as to accurately send and receive train orders and Western Union messages. Then, one Tuesday, his mother shakes him awake before midnight.

"What is it, Mom?"

"Your father was bucked off his horse while heading for work. His right leg is broken. Can you send the doctor out and then fill in for him just this morning, that is until something else can be arranged?"

"Of course I can," said Henry, throwing back the blanket and getting dressed.

Henry typed the first train order that came over the wire. It told the southbound train which siding to turn into and wait for a northbound to pass. Henry folds it, and fastens it to the hoop and attaches it to the stick. When he hears the locomotive whistle he steps out on the platform, holding the hoop within reach, he waits. He hasn't done this before. Standing in place, two feet from the track, a headlamp bores down on him, the steam engine's roar assails him—it takes all the courage he can muster. But he holds his place until the engineer thrusts his arm through the hoop, snatching it from the stick. After the train has passed Henry walks down the track to retrieve the hoop and brings it back to the office and prepares the next train.

He hands off more train orders to passing locomotives. In addition, there was a happy birthday greeting for the owner of the general mercantile. Everything is ready for the arrival of his replacement. He has an hour to wait. Then the general manager bursts through the door.

"Henry!" shouts Mr. Bean. His shirt only partially buttoned, his hair and beard uncombed and his face red with rage, "Someone called me out of bed, reporting they'd seen a red-headed kid standing on the platform passing off train orders. Was that you?"

"Yes sir, that was me," Henry replies, his stomach tied in knots, his gorge rising.

"Where's your father?" Mr. Bean boomed.

"His horse threw him as he was leaving for work. He broke his leg. He's at home and I imagine the doctor is with him. I came in his place. I know how to do the job," replied Henry, his voice little more than a whisper.

Mr. Bean doesn't move. Instead, his eyes rove the office. Henry knows he's looking for something out of order. But there is nothing misplaced. At last, he moves to a chair and drops into it. At that moment the Western Union sounder comes to life. Without hesitation, Henry takes his place at the typewriter, copies the message and sends an acknowledgment. When he is finished he glances at Mr. Bean and sees a hint of a smile half-concealed behind his drooping mustache.

Mr Bean reaches into his shirt pocket for a small cloth bag of tobacco with a blue tag on the end of the drawstring. Henry recognizes it as Bull Durham. He watches as Mr. Bean finds the papers and builds a cigarette. After he lights it, he blows smoke toward the ceiling.

"You've done remarkably well, Henry. Probably as good as I could do. But should something like this occur again, you must first notify the person working second trick, and then ride to my house and let me make the decision. You go on home now. I'll finish here. I'll be by to see about your father later today."

"Thank you, sir," Henry said, reaching for the molasses pail.

But Mr. Bean catches his hand and shakes it.

"Young man, you're a fine telegrapher."



"KISS" Principle In Action


Keeping it simple for WES with KX3 5 watts and a bug. de KE4Q Fred

March WES

Wow, what a turn out! Seems everyone enjoyed the bug/sideswiper bonus event by the many comments of a most enjoyable event!




Conditions were very good on Saturday. 20m was in very good shape and closed late. Thanks everyone for the nice contacts. Have a good week. 73 and see you next month. Bert F6HKA




My bug sending was poor, but it was fun ! QSOs with CT1ELZ K1ARR SV8ANW on 20m, and F8FSC & F6HKA on 40m. Bug key a wonderful Vibroplex Twin Lever Bug Key circa 1919. 73, John G0RDO



Condx not that bad! Limited time this WES but lots of fun as every WES !! 73, Joerg DL9YCS



Truly one of the best WES since 2016 for me. The propagation over 20m was exceptionally long from 14 tu to 21 tu. lots of new callsigns and numbers. My only key was a J 36. Thank you all for your QSOs. See you soon for the brag bonus. 73, Bob F6EJN




Fun WES! Skip was questionable, but we muddled along, somehow. Some good ears out there heard the mere 5W from my K2, via a 20m EDZ up 50'. 73, Lloyd K3ESE




Happened upon the WES whilst I was out operating Portable, but only made the one contact. 73, Chris G3SQU/P



Thanks all for qso,nice propagation this weekend! 73, Duc F5QUE



Didn't get much time to operate Saturday, had to work, and Sunday was busy also. Only used my little 80m QCX, along with new Belgali HST III cootie. Had fun anyway, and when wx gets better I can use other shack (no heat). 73, Colin K4CML



Great event this month. Wish I'd had more time! IC-7300 running 100 Watts to a 40 meter vertical delta loop with a Cootie Key. 73, Bob K3ZGA




Had a great time in this WES. Rig used was my QRP version of the K3 @5W to the end-fed random wire. Bug used was my old Lafayette Radio Electronics bug purchased via mail order from their catalog back in 1971. I think the price may have been \$14.95. The brass weight you can see through the cover is an Empire Brass Stair Gauge purchased at the hardware store. Without that weight attached RBN was showing me at 19WPM when calling CQ. Used the weight as needed. TNX to all for a fun event! 73, Ted, AB8FJ



Heard several good bug/cootie fists, but without a doubt, the finest mobile cootie fist I worked this weekend, belonged to Marty -N9SE. Used a 'Curt' Vizkey vertical bug, but also got the old Signal Corp J-36 on most contacts at the very last "TU dit dit". At 24-25 wpm it's a little fast for SKCC usually. 73, Hank K5TSK


March WES II



That was quite the WES wasn't it? F6HKA and F6EJN were coming in louder than usual on 20m and 40m. Broke my QSO record by one QSO. Broke my SPC record by 1 or 2 SPCs, not sure if old record was 55 or 56. I was thrilled to work Wyoming again on 20m. Highlight of contest was calling CQ late at night on a "dead" 40m band and having AH6IO (Hawaii) answer my call. A few minutes later worked F6HKA who was bombing in. Working HB9CPS on 80m was another highlight. Worked the following DX: F6HKA, F6EJN, DL9YCS, F5DE, CT7AFN, G4DAQ, G0KVL, CT1BQH, CO8OH, EA5IUY, HB9CPS, HB9CYY, IK7XJA, G3KMG, F5JWH, CT1ELZ, FG8NY, DF7TV and AH6IO. Thanks for all the QSOs. Photo shows "Nina" my cat. 73, Bob AC1GF



K3 to HOA Special: 31' stealth wire up and over garage. Limited time but unlimited enjoyment. Happy to chat with Bert considering my wet noodle antenna. (I think his is a little better :-)) Been a bug user since 1955 and got to take the old 1944 V-Champion out for a spin this WES. 73, Don K3RLL



I just had a few hours available on Sunday evening but enjoyed every single Qso. Rigs used were a TS530SP and a TS870S running barefoot into a vertical Butternut HF6v or a 130 ft. doublet quite low on the roof. The key used was a Sideswiper: Single lever "Llaves artesanas". Many thanks to you all for an excellent event. GL es 73, Fer, EA4BL




That was FUN!. My first full WES of the year. I didn't realize how many bug/cootie users we had in the group. My Begalli Intrepid got a real workout and so did my custom speed brake (shown in QRS mode in the attached picture). 73, Tony K6ELQ



Three bug keys were utilized in this WES: Vibroplex Original for 13 wpm, Lionel J36 for 17 wpm and Speed-X for 20 wpm. VE1AHX was contacted on three bands, thanks Ben. The 9th of March was the International Women's Day, so my attached photo is dedicated to all past and today women telegraphist operators. Next year, I will use only SideSwipers for this nice theme WES. 73 to all and see you soon Bernard F5DE



My KX3 at 5 watts, a VIZ Vertical Bug, and a wire antenna: the perfect combination for a delightful WES. I'm attracted to all manual telegraph keys, but I especially love "bugs," and was impressed by the number of SKCC members with the skill to use them. My thanks and 73 to all. Until the next WES. 73, Frank K8FAC



What an excellent WES! Probably one of my best ever results and great to hear so many bugs on the air at once. 20m was great on Saturday with contacts all over the place including Brazil and New Mexico. A lot of talented operators out there. I was working, WES-ing and making UMPP paddles all at the same time, hence all the clutter on my desk. It is sometimes tidier. 73, Peter GM0EUL




Running our club call "K8CGE" 3 operators, 3 locations: RANDY, N8KQ (Lisbon, OH.) TONY, KD8BBK (Louisville, OH.) BOB, W8ARC (Weirton, WV) We kept in contact at all times via cell text, so there were never 2 operators on the same band at any given time. Saturday's propagation was pretty descent in our area, 40M es 20M thru-out the day, (tried 15&10.) Ran a lil 160M es a lot of 80M Saturday evening. Sunday was a complete different appearance. Absolutely NO propagation thru-out the day. Saturdays Cadillac was stolen es replaced by a VW Bug Sunday. At one time, I called CQ fer 1 hr 40 mins to yield 2 Q's early Sunday afternoon. Sunday late afternoon when I went to 80M saved some of Sunday's effort. Thank You to all that worked us es to all that keep the SKCC Club running es put the Sprints together. 73 de K8CGE Team, The Loren D Hayes Memorial Amateur Radio Club. The picture is of my Dad, Loren (K8CGE) taken sometime in the early 1960's in his shack. 73, Randy N8KQ

March WES III



This month the rig was a Heathkit HW-16 that I just finished completely restoring. The bug was another recent restoration, a Vibroplex original from the year I was born. Heard quite a few bugs on the air this weekend, and most bug fists were pretty good. 73, Noel K8NB




Thanks again to all who participated and continue to make SKCC and especially the Weekend Sprints so much fun. Best 73 & God Bless Ric KA3LOC



Enjoyed giving my GHD Cootie a workout. Not too much activity heard on 20. 73, Al KC4ZA



Wow! Great WES theme of bug/cootie. Rarely use my vibroplex bug so this was a good chance to use it and get some practice with it. My sincere thanks to all who worked me and put up with my sloppy code! I'm really not satisfied with way I send with my bug. However, my sending must have had a distinctive bug signature from all the stations that were calling me. But it was not only me because I worked 20 bugs and 10 side swipers. This is the most WES fun I have had in a long time. Thanks to SKCC administrators who think these things up! 73, Jerry K9PMV



What a fun WES! 80/40/20 plus 1 15m QSO, with 70% 40m. On Friday I got out my bug, which I've used very little because of its high speed, and made a few practice QSOs. I think I managed alright on it by WES. The picture shows my way of slowing it down and being able to adjust the speed. Adding, removing and sliding magnets let me adjust it 13-20 wpm and match speeds I heard pretty well by the end of WES! 73, Steve KC5F



Had fun using the "Coffin" bug. Apologies for the sloppy code. 73, Jeff KA1DBE



I had a fun weekend making S&P contacts. The picture is my NRR setup. I almost had 1 NRR contact but lost him due to QRM. Also 40M was full of SSB contestants, so no joy there. Maybe I will get a few NRR contacts this week. Thanks for all the contacts and bonus points! 73, Dave KB1WOD




Greetings and thank you all for the good time! Worked entire WES with sideswiper key and 20 watt Xiegu G90 Transceiver. The antenna is attic dipole, at 25 feet. I also would like to thank Bert F6HKA for his great skills copying my weak signal. 73, Sergey KD9EBS



Portable operations from Mesa, AZ limited to 20 meters only. Band condx fair to good. Catch of the day was F6HRA/Bert. TS530 with J38 key to a modified and rebuilt 1960s Gotham Vertical mounted on side of car port using metal roof as a counter pose. 73s and Stay Tuned, Daryl K9QEW



73, Eric KB3NSK



I missed last month's WES, so I spent more time in the shack this weekend. Personal best on the QSO count. Lots of fun! Good to get back doing CW. 73, Jim KD9GDY

March WES IV



What a great time this WES. For me, 48 years as a straight key amateur, I used a Vibroplex bug for keying this month. After two weeks of practice (both SCQP and NCQP events) I thought I was ready for the big time and work on the third leg of the TKA award ... recognizing that this WES was the best opportunity for me to go live, on the air, with a bug. It was intimidating and exhilarating both at the same time. Reaching a personal best of 50 S & P contacts over three bands was thrilling. However, while I thank all those great operators who contacted me, and showed great patience, I do apologize for my errors attributed to an 'inexperienced fist'. But I am looking forward to continuous practice and improvement! 73, Bill KE3O



Not much time operating but a ton of fun and great to hear so many bugs and cooties. 73, Larry N1FG



Fired up the Icom 761 with the J-38. Wish I had more time. Apologies to K3SEW where I did not copy the question. Still, a good time and valuable practice for this new CW operator. 73,



What a wonderful time. Lots of fun and lots of stations to work. Put the Vibroplex bug to work. 73, Al KS9KCC



It's been a while since my last WES. Forgot how much fun the WES is. Had fun using my home brew cootie ! Also used my vintage 1963 Vibroplex Original Presentation. Thanks for all of the QSO's ! 73, Joe N3HEE



Very nice bug and cootie fists out there. Worked mainly 40 and 80, but snagged Bert and Bob from France on 20 (and AC1GF)...7300, inv vee at 20' and both my 1919 Vibroplex Original and the Begali HST in cootie mode. Lots of new-folks ...welcome! Catch you all next trip. 73, Jack KK0I




QSO Stats: 2 > 14MHz / 11 > 21MHz / 3 > 28MHz. TA33 - 50W - Homemade DSK/BUG set as Side Swiper. I had a great time. Thank you everyone for the QSOs. BCNU 73, Walt - ... ZUT LW3EX



20 was very good both days. 40 was not very good. 80 was quite active Saturday night. Great to work so many Sideswipers. SKCC is in the forefront of the SS renaissance. A wonderful instrument to make Morse Music with. This was a super fun theme. Thanks SKCC ! 73 AL, N4ow



I spent most of the time to fix my antenna which got broken just before the weekend, though I could make several QSOs with my new old Kenwood TS-180S (which sadly wasn't qualified as a boat anchor for Feb WES) and the BK-100 bug. The band scope and DSP set up on my laptop using the IF output of the TS-180S worked nice for digging out weak signals. 73, Yoon KM6KJI



Lots of fun and topped my previous best QSO count. Running QRO+ does make a difference. Band conditions seemed pretty good on the East Coast - even had a 15 meter QSO with Brazil. Worked Bert (F6HKA) on 40 for my hundredth QSO and he was S9+10 - huge signal. But where was the bonus station? Haven't ever heard KS1KCC. 73, Chris N0CC

March WES V



Kx2 1wt g5rv.. heard friend bert f6hka..worked k6elq Tony, longest 1wt qso.wrked 40 20 80 mtrs. Tnx to skcc board. I just wanted 10 qrp qsos but got 18.. no hb bug project hr right now, ha..only now have 59 keys hr to create QRM. Haha.. cu u in april.. 73 dave larsEN. N9zxlqrp@gmail.com



I've been fighting power line noise here for two weeks, but still had a great time in this WES. I started the event with 36 SKCC numbers collected, and ended with 72. Only 28 to go for the "C". I first learned CW with paddles and keyer, and had never used a straight key on the air until joining SKCC. I'm using a KN4YB right angle, dual lever bug and am finding it fun to use as I get more comfortable with it. Thanks to everyone for the contacts, and I'll be looking for 28 more of you over the coming days. 73, Scott NB0W



My first WES *not* QRP. Used old Ten Tec Scout 50W and 1938 McElroy key bug for something different. About same Qs as QRP. Lots more bugs/SS than I was expecting for some great fun. It's a keeper and hope a theme for next year. Conditions and activity generally pretty good. 73, Paul NA5N



Enjoyed using my VIZ vertical bug. Great theme this month. It was fun being worth those extra points! 73, Dick N5KIP




Didn't spend much time or make many QSO's, but was happy to get some practice time with my favorite bug. 73, Rock NE7D



Time was limited this weekend but managed to work 100 stations. Used my old Heathkit SB-104A and a J-38 Saturday and Sunday morning. Later Sunday I used my K3 and Bencher RJ-2. Antennas were an OCF Dipole, 43' vertical and a 2 element 5 band quad at 40'. Mostly worked 80 and 40 with a few on 20 meters. Thanks to all that brought their bugs, cooties and side swipers to the fun! 73, Bill NZ0T



I used the Vibroplex Champion, ca. 1941. 73, Chuck NI0C




Thanks to all. All S & P here this time. All my QSOs on the 1954 Vibroplex with home-made varispeed. 73, Ben VE1AHX

Fun and great theme. tnx all. 73, Stan W6SMF



It's been a while since I last participated in the Weekend Sprintathon. Thanks for the contacts. My bug fist was improving the more contacts I had but still have a ways to go to get better. Nice to work our EU friends. Hope to work you again. 73, Mac NN4K




Great WES! TNX to all for suffering with my shaky & snail paced code. KH6/W7EE was a nice surprise. TNX for the QSO Gary! 73 Steve NQ8T



My first WES but not my last! Worked patio-portable with 5W and 35' wire. Thanks to all who struggled to pull me out. See you all in April! 73, Kevin W2NC

March WES VI




Only was able to spend a bit over 3 hours this weekend -- too bad, because things seemed to be chugging along. Good theme... the bugs seemed to win about 3:1 over the sideswipers. But there were plenty of both. I worked a bug for the whole time. Note the crocodile clip in the picture to slow things down a bit. 73, John W1TAG



Fantastic radio time again. Most contacts on 40M with some early and late night ones on 80M. I have a recently acquired a single paddle key, and I was tempted on using it as a cootie for this WES but I still have to train quite a bit more. Back to the good old straight key, hi hi. 73, AC2RJ Ruben.



Great theme for this month. Used my Viz Vertical for all contacts. Hope copy wan't too difficult. 73, Jim N3MVX



WES is always a fun event! I had to use a portable 20m vertical set in the backyard this time, my SteppIr is down for maintenance, just makes me appreciate my SteppIr more. Even Tony K6ELQ had a tough time working me. The strongest stations I worked were Mike WB0SND and Bert F6HKA and they both were S9+! 73, Rich W4RQ



Wow nice WES this weekend. I wish I had more time to work it. I gave my Sculpture Swing a real workout. Worked quite a bit of DX compared to past WES events. First time for my new 40 meter wire beam. It made a great difference. Looking forward to the next! 73, Mike WB0SND



Worked it off and on but wow, was that fun! Interesting propagation on 20m Sunday had me receiving EU responses to my 900mw CQ's. Can't say I've had that happen before, hi. Alternated between my HW-8 and KX-3 feeding my attic wire loop. Also alternated between my 1957 Viproplex Lightning and N3ZN Single-Paddle wired as cootie. 73, Richard W0KFG



Good band conditions today. Thanks for the QSOs. 73, Roger



Another great weekend with SKCC. 73, John W9WN



Had great time really enjoyed the theme went after the bugs and cooties see you all in the next WES. 73, Bud W8bud



Too bad this WES fell on same weekend as ARRL DX Contest! I just worked a token 10 contacts during a short break from the ARRL contest. 73. Jack W9GT

3559.0	N3HLE	37	CWOPS SKCC NAQCC
3559.0	W1DV	16	FOC SKCC
3560.0	KD4EE	28	CWOPS FISTS SKCC NAQCC RCWC
3560.0	W4XX	31	SKCC NAQCC
3560.1	KE1AF	7	SKCC
3561.5	K9VKY	9	SKCC NAQCC BUG
3564.0	K7JHM	50	FISTS SKCC NAQCC
3564.3	N5RS	5	SKCC

Always fun. To the ops I contacted who probably wondered, here's proof that I got my cootie timing just right at least one time! HIHI. 73, John W4XX



Had fun sneaking in a few SKCC QSOs during Novice Rig Round Up. This gave me a chance to use my original old Novice keys with a BC348 and homebrew pair of 1625s salvaged from a Command Set. And to terrorize the bands with my bugs :) The dash paddle on the Electrical Specialty bug is a 1963 Illinois license plate key tag my dad gave me when he saw me trying to make a dash paddle for the one missing on the bug, given to me by my Elmer, WA9YQO, Gary in 1969. The gold colored key was my original novice straight key from Radio Shack, also in 1969. Still pumping! Thanks for a neat bonus theme. 73, Scott ka9p

The following story first appeared in the "K9YA Telegrapher" and was written by George Ure, AC7X. You can find many fine stories written by George at: urbansurvival.com This story is reprinted here for your enjoyment with permission from the author and the "K9YA Telegrapher."

Cleaning Up the Telegraph Office


Somewhere, in-between the present-day *Dirk Pitt*, who was married to a congresswoman and *Isaac Bell* who was married to an early Hollywood starlet in the days before talkies, there was a middle-ground that I'd sure have loved to see someone (Du Brul? or Cussler's son *Dirk Cussler* (who has already collaborated on three novels with his late dad) venture into. The time frame? The golden age of America figuring itself out after the end of World War II and through Korea.

It was in this era that electronics was coming to life. AM radio stations were big, bulky, and not easy to get around. But World War had brought huge advances in smaller electronics. Old-fashioned octal (e.g. eight pin) vacuum tubes were superseded by 7 and 9-pin *miniature* tubes. *Nuvistors* and *Compactrons* hadn't arrived yet, but they would soon show up.

Early single sideband radio also made its appearance. There was nothing at age 18-that could ever compare to talking with the late Senator Barry Goldwater (who was a ham operator) or, for that matter, contacting the American Base at McMurdo Sound in the Antarctic. Isaac Bell adventures are, don't get me wrong, just dandy. It's a peek into a bygone age. But if you ever watched the TV series, later a movie with Wil Smith, *The Wild, Wild West* with heroes James West and Artemis Gordon, you might sense what's missing from a lot of A-list novels: the Dr. Lovelace or Moriarty kind of arch-enemy.

Ah, but I digress. Busy day here at the Telegraph Office.

You see, a new (old) speed key arrived this week. Being not-from-China, the box was quickly opened to see what a \$30-buck low -ball bid on eBay would deliver.



With this one, there seemed to be hope. Next step was to tear down the whole unit into (filthy) pieces:

Not an especially *pretty* device. [Likely made by E.F. Johnson after they'd taken over Speed-X keys in 1947](#). That would make this hunk of metal from the early 1950's.

As is our practice when restoring radio gear, the first step is to spray the hell out of it with *Crud Kutter*. Then rinse and see if it's worth putting much additional work into:





Half an hour of metal cleaner, dish soap, brushes, tar remover, and elbow grease later, the parts began to look proper again.



All that remained was the final assembly and adjustment with a few drops of *Royal Purple* gun oil and a spritz of *DeOxit* for the cleaning of the contacts.

At last! Ready to be placed online with the rest of my Morse code key collection:



Not perfect, but on the agenda this spring is finishing up the Johnson Pacemaker SSB transmitter this will eventually be plugged into. Which in turn will go into the Johnson *Thunderbolt* linear amplifier.

Why?

Well, until a minute or so back, I might have been able to tell you.

There's just something magical about Morse to those who master it. Because – perhaps in a past Life? – some of us may have been telegraphers in the early days of wirelines and ship-board.

The elbow grease didn't seem a waste, at all. A quiet voice in my head would whisper every once in a while lines like:

"I'll have this speed key back together in a jiffy, Mr. Bell, and get your message on its way to Denver. Sorry to hear of your friend's passing up there."

Write when you get rich,
george@ure.net [SKCC](#) #19433

Belton Hamfest...Belton, TX

Well Fellas I just returned from Ham Expo in Belton it's March 14th 2020 and the Weather was very nice for a change ... ya never know what you might get for weather in Belton. It happens spring and fall, and last fall was a very sunny hot one and we were downwind from the smoker and were covered in ash, smoke and sunburn. But this spring was a very nice Hamfest ... except we all had Corona Virus Covid 19 and can't really tell how many survivors there were ... just kidding :) ... The attendance was way down this year from the mass hysteria and lack of hand sanitizer and toilet paper ... lots of hording going on, but the porta potties had some of each. I guess the hysteria hadn't got to the pottie people yet. I took my little 16ft camper and did the tailgate thing with some QCX Radios and cw keys for the table. The old 1936 MacElroy Deluxe key brought a lot of "looky-Lous," and so did the Stream key. We only had 9 visitors on the sign in sheet but many great ops stopping by to chat and talk about the Virus and other world problems we were working on.

Only a photo of the camper this time ... I forgot to order the banner in time. The fest starts officially on Saturday morning at 7:00 local time but some of the Tailgaters start showing up in the parking lot on Wednesday morning. One guy always brings his smoker and people bring brisket, sausage and shrimp and anyone who wants some can eat ... it's like the Loaves and Fishes. I usually show up on Friday morning but didn't tell Randy (KB4QQJ) in time to get the banners ... they showed up at my house on Friday night ... I'm getting a copy of the small one made so if anyone needs one I can ship it from here and I will have one and not have to remember. Maybe by this fall I'll have my act together HIHI, and the Pandemic will be over. So 73 de Kelly, AE5II...fer now dit dit :)



Mini-Micro Antenna



Had the biggest blast today working the WES, I haven't dragged these tiny homebrew antennas of mine out since back on February 10th 2016...when the cycle was coming to a close I put them away awaiting better solar times...I brought them back out to see even in these dismal conditions if I could get any possible spark out of them...after a couple of days with some very nice RBN hits I ended up with a 40 meter QSO with Ken KD2KEH [#16713T](#) in Buffalo NY. using a 40 meter version of the tiny 5 inch antenna..Well it wasn't DX but hey, they still do something! Today I put the 20 meter 5 inch antenna on top of the bucket in the backyard set the KX3 to 4 watts and went looking for a victim! I found Bert F6HKA just finishing up a WES contact and figured why not, Bert has heard me numerous times at 100mW...4 watts into a 5 inch antenna has got to be something akin to 100 mW...Bert came right back and gave me a 549 report! Bert with his bionic ears and fantastic antenna didn't let me down! NY to France, 4 watts, 5 inch antenna, 15 inches above the ground....Made my day! de Jim K2MIJ # 5941T


February Brag




Most contacts were made with a QCX 5 watt transceiver on 40 meters, too much fun! 73, Dale AA7OY



A good month for me - I received my "S"! Now a bit more relaxed, working more on QRP, Marathons, etc. That, and getting my bug skills back up for the March WES. (Cootie comes next!). 73, Steve KC5F



Many thanks to everyone I had a QSO with in February. For the most part, I've been using my new Frattini Bug since I received it as a Christmas present. It's a real joy to use! 73 to all SKCC members! Steve K2FW



KB3CVO, Tom



Enjoyed chatting with you all again this month. I just added a new antenna to my arsenal this week, a full wave 40 meter delta loop. It seems to be working really well on all bands. I look forward to seeing how it works this coming month. 73, Bob, K3ZGA IC-7300 with Begali Spark, WISFR Cootie, Begali Intrepid and Vibroplex Champion (circa 1968)



More Member contacts meant more TX6 Award numbers and enjoyable QSO's. I had one 39 minute Rag Chew to Start that Award. C U ALL in March. My basic cootie has become my favorite keying device, hence a picture. 73, Herb AA7XP




Started off slow due to K3Y hangover HIHI but I was able to get a good number of QSOs. I also thought I would try a different picture this month. This is my TS-520S, my first HF rig and two of my keys. Thanks for all the QSOs. I appreciate it very much 73, Dave KB1WOD



Nice to see our new members hopping into the action along with the "steady Eddies". The 7300 still holding in there with the bug and cootie and an occasional straight key. See you next month...keep pounding that brass. 73, jack KK0I



I pushed hard to finish my Senator level by the end of the month. Made it with about 15 minutes to spare and received Senator #427. I mostly used my Fatboy cootie paddle this month. 73, Terry W7AMI



Argh. My QSO count is going in the wrong direction. Time to get serious. Lots of fun in any case. 73, Chris N0CC



Back in the brag game for 2020 after the great start in January with K3Y. 73, Larry N1FG

February Brag II




Had great time with the group there were some great days and nights for contacts tnx for all the QSO'S cu in March it has been mild winter here in Michigan so have had chance to work portable quite a few days using just 5w SPRING in 3 weeks can't wait hi hi. 73, Bud w8bud



I could never beat my January Brag score, but still February was a fun month. AND I found our bonus station early on. 73, Curt WA2JSG 3018S



A great month, personal best number of QSOs, several long rag chews, several non-members and over all, a really fun month. Thanks to all who helped make it great. 73, Les WB5JWI



Had a so so month for brags. I am finding it more difficult to make contacts with SKCC members outside contest events. I hope to do some ragchews next month. 73, Bruce WB6IZG

Viz Key Right Angle Bug



This is my new Viz Key Right Angle Bug. It was delivered Thursday and I used it for WES. It is an awesome looking work of craftsmanship that maintains an outstandingly constant and correct dot to dash ratio at low speed!

I've run a bug for many years and this one stands out! I recomend this key for a newcomer or a seasoned contest op! Curt was extremely helpful! 73, Jay K2ZT

Navy Knob



For my birthday, my XYL got me a Navy knob for the old Nye Viking Speed-X. It's the first part I've replaced on it since I started with it in 1978. I like the feel of the Navy knob. What a key! 73 DE NØIP

KP4 Gathering...

Hello from sunny Island of Puerto Rico!

On March 07, 2020 a group of local cw operators and SKCC members had a meeting on a local Shopping Center in San Juan, Puerto Rico. We had 14 operators and few of there XYLS.

I welcomed all operators and their wives and gave an introduction about SKCC group history as one of the largest organization that promotes the mechanical-key Morse Code radio-telegraph operators in the world and was founded in January 2006. I told the group all the activities promoted by this organization with all certificates that can be obtained and read good articles written by its members in the Rag Chew Newsletter.

New operators at this meeting became new members of the SKCC organization and got their unique numbers. Among them are Chegui, KP3G 21919, Wil WP4OAN 21922 and Emmanuel NP4D 21917.

Pablo KP4SJ 8843S, explained in detail our participation in the K3Y 2020 celebration last January with results by the group, bands worked and total score by the KP4 group of operators. He explained in detail that for the next K3Y 2021 we hope to get more local operators to increase the total QSO for the next event. Hopefully we will have more new operator in all events of this excellent group.

Jose KP3W 14267 T gave an interesting conference of the ICW that is a channel on the internet for practicing cw with privacy with your friends. It's like a new radio band but without QRM, QSB, QRN, RFI that will help new operators with the practice of telegraph. He also talked about the Puerto Rico Net (PRN) that is on a weekly basis every Wednesday at 23:00 UTC in 7.121 KHz and 3.564 KHz. All are invited to participate on this PRN and Jose is the Net Control Station.

We are looking forward to involve more of the local members of the SKCC to participate on all of the activities that are offered by this organization.

Sincerely Yours and 73,
Julio Medina MD
NP3CW
SKCC 2632 S
San Juan, PR



Front L to R Jorge KP4GC 11304 T, Chegui KP3G 21219, Emmanuel NP4D 21917, Wil WP4OAN 21922 and Hector NP4FW 12711T
Back L to R : Julio NP3CW 2632S, Jose KP4WF, Luis KP4DX 2546 T, Pablo KP4SJ 8843 S, Alex WP4RDA, Jose KP3W 14267 T, Felix KP4RD 10157 T

Un saludo caluroso desde la isla de Puerto Rico!

El dia 07 de marzo 2020 un grupo local de operadores de telegrafia y miembros del club SKCC nos reunimos en un Centro Comercial en San Juan, Puerto Rico. Tuvimos asistencia de 14 operadores y varias damas esposas de estos.

Les di la bienvenida a todos los presentes, sus esposas y les oriente sobre la historia y formacion del grupo SKCC en enero 2006 como una organizacion de las mas numerosas que promueve elCodigo Morse utilizando llaves mecanicas para ser usadas por operadores alrededor del mundo.

Les informe de las diferentes actividades que promueve esta organizacion, ayuda para los nuevos ingresados, eventos especiales y los diferentes certificados que otorga.

En la reunion hubo un grupo de operadores que asisten por primera vez a una reunion del grupo SKCC y desde alli mismo solicitaron ingreso al grupo y se les otorga ese dia su numero de identificacion. Estos fueron Chegui KP3G #21919, Wil WP4AON #21922 y Emmanuel NP4D #21917. Bienvenidos sean al grupo.

Luego Pablo KP4SJ 8843 S explica con detalles nuestra participacion en Evento K3Y 2020 que fue en enero pasado con los resultados finales y totales de nuestro grupo, contactos por bandas trabajadas, posicion final de nuestro grupo en dicho evento. Le solicita a los presentes su cooperacion y ayuda para tener mas participacion local y poder tener la oportunidad de mejorar nuestros resultados finales en dicho evento.

Jose KP3W 14267 T nos ofrecio una conferencia sobre el tema ICW que es un canal en internet para practicar telegrafia de forma privada con nuestros amigos. Nos trajo informacion escrita sobre como configurar ese programa el cual es con aplicacion gratuita y desde alli nos demostro su uso y aplicacion. Lo conecto a una llave Vibroplex y nos mostro su uso.. Es como tener una nueva banda de radio pero sin QRM, QRN, QSB, RFI, que puede ayudar a nuevos en la practica de telegrafia. Nos hablo de Puerto Rico Net (PRN) que es una red que se lleva a cabo todos los miercoles a las 23:00 UTC en frecuencias 7.121 Khz/ 3.564 Khz Alterna. Jose es el que Controla esta Red (NCS). Todos estan invitados a participar de esta . No importa donde estes localizado. Si nos escucha llamanos.

Estamos mirando al futuro cercano para tartar de envolver a miembros de este grupo en PR que llegan a 95 miembros para que participen en todas las actividades que ofrece esta organizacion de SKCC.

Atentamente,
Julio Medina MD
NP3CW
SKCC # 2632S



Front

L to R Jorge KP4GC 11304 T, Chegui KP3G 21219, Emmanuel NP4D 21917, Wil WP4OAN 21922 and Hector NP4FW 12711T

Back L to R : Julio NP3CW 2632S, Jose KP4WF, Luis KP4DX 2546 T, Pablo KP4SJ 8843 S, Alex WP4RDA, Jose KP3W 14267 T, Felix KP4RD 10157 T

KP4 II



L-R Emmanuel NP4D 21917, Hector NP4FW 12711t, Felix KP4RD, Pablo KP4SJ 8843s



Jorge KP4GC 11304t, Chegui KP3G 21219, Emmanuel NP4D 21217



L...Luis KP4DX R...Jose KP4WF



L...Hector NP4FW 12711t R...Pablo KP4SJ 8843s



L...Alex WP4RDA R...Jose KP3W 14267t



L...Felix KP4RD R...Alex WP4RDA

KP4 III



L...Pablo KP4SJ 8843s R...Chegui KP3G 21219



L...Pablo KP4SJ 8843s R...Julio NP3CW 2632s

Enjoying the NNR 2020 and SKCC



Station 1 was a dx-60B and Drake 2B. Station 2 was a TS-520; both crystal controlled.

For the past few years I've heard of and reported on the Novice Rig Roundup but have never participated, this year I took the plunge! With the help and ideas of good friend Rick, N8XI we assembled a mini multi multi operation for the event and under Rick's club call "KN8RHM" we were on our way to a week of fun-filled operating!

This event is different than the SKCC events as it employees an "on-line log" for determining your QSOs and score. This was pretty cool, you could look on paper and then submit your log in the on-line format. Scoring was all done by computer and results tabulated. There were categories/scoring for crystal controlled stations and those stations not crystal controlled.

Frequencies used were those of the old Novice day and those used throughout the cw bands. I think most of our contacts were in the more popular SKCC frequencies. You could only use 80, 40 and 15m just like the olden days.

User	Uncon NV1	Uncon NV2	Uncon Total	Con NV1-NV1	Con NV1-NV2	Con NV2-NV1	Con NV2-NV2	Con Total	Total QSOs	Unique QTHs	Total points
KN8RHM	58	82	140	14	15	9	5	43	183	41	17712



Rick N8XI at the TS-520 and Ted K8AQM at the DX-60B and Drake 2B.

In the evenings Rick and I operated from our homes and coordinated bands so we never had two stations on the same band.

The take-away from this event was a remembering our days of calling and tuning the bands for an answer, the "fun" of using a Drake 2b (still an excellent rx), load and dip on the DX-60 and bragging to the guy next to me about what "I" just worked!

The NRR couples nicely into SKCC both with QSOs and for most stations, the use of mechanically produced CW.

March SKS 2020




Went QRP for this event. Cons: heard many stations at 599 but they did not hear me. Pros: thanks to those who struggled to hear my signal and did get a couple of 599 reports. Only made 8 contacts, but the highlight was working Ted, K8AQM on 80 meters who was using his lightbulb antenna. After SKS ended I had a qso on 160 meters with VE6PG, a total of 380 miles. He gave me an rst of 339. I'll take it for 5 watts on 180 meters. 73, Frank AA2XB



It's been awhile and it was great fun! Fine conditions on 40M. Running 100W from a Kenwood TS-930 into a 65' wire. Of all the keys so far I use the Kent most. These sprints are a great way to get us together. 73, Oliver K3FA




Started late and propagation was weird at my location. Some stations that normally have 599 where in and out of the noise. 40m was long and 80m had a high qrn. Still, I managed to make a few contacts, and as always I had a lot of fun! Thank you so much everyone! See you in the bands, 73 de Ruben, AC2RJ




Very busy.. Lost one amp 40 kept working but got lost on 80 for a while. Nice to have 3 bands at least with some QSOs..did not get to 160. Hope everyone is



Whew, rough going as single op running light bulbs as antennas. 80m was best and 160m pleasantly surprised with 8 QSOs. Altogether worked south as far as FL and TX, west to Utah and east to ME and NY. 73, Ted K8AQM



Excellent Sprint tonight! Decent conditions, and... everybody is home, looking for something to do! At this point, I'd go for one of these a week. As always, I used my trusty K2 at 5W to a 20m EDZ up 50'. My W1SFR TBFB cootie has been joined by a VizKey cootie, and I've been switching back and forth. The lava lamp is another recent shack acquisition, and adds a certain je ne sais quoi, don't you think? 73, Lloyd K3ESE



Only had 30 minutes, but cranked the 7300 down to QRP level and had six great QSOs. Stay well everyone. IC-7300 at QRP to a 40 meter vertical delta loop (base at 7 feet / peak at 18 feet) Key was a W1SFR Cootie. 73, Bob K3ZGA



May everyone in SKCC remain safe & healthy during this difficult time. 73, Larry K8TEZ



My cat has discovered that when I am not sending code my right hand is basically idle so she has determined that when I am not sending I have a few moments to hold her and scratch her head. 73, John K2IZ



Started out slow, but picked up especially on 80M. Thanks to all who pulled out my QRP signal. 73, Steve K4JPN




Lots of lightning crashes here, especially on 80m, but I had fun using the cootie for the first time in a SKS. 73, Steve KC5F


March SKS II



Lots of fun tonight with good propagation. Played on 40 mtrs working on the TKA. Used a 1940's Les Logan Speed-X bug. Its not been easy but I'm having fun. Thanks for your patience folks. Hpe to C U down the log. 73, Bill KE3O




I was hoping to get more operating time, but still had a good time. 73, Derek KJ4BQS



Worked the K8AQM "lightbulb" station on my only two bands down here (20/40)! The beautiful sunset occurred about 15 minutes before the SKS. Will be back home in Indiana next week . . . with a snow covered sunset? 73, Ken N8KR



It's been a while (11 months) since I played in SKS. I've missed it. Thanks for the contacts this evening. 73 de Todd N7TMS



Only worked the last hour because I was watching the news and forgot about SKS! Worked only 80 meters using my K3, Bencher RJ-2 and an OCF Dipole at 30'. I did manage to work K8AQM, thanks for the call! 73, Bill NZ0T



TNX to all who came back to my call...73, Russ KK4WX



Some of the best band conditions and strong signals I've seen in a long time to make for a very enjoyable SKS. Used a recently repaired Ten Tec Scout 50W and either my vertical or TFD dipole. Key was 1938 McElroy bug. A fun time and nice diversion for those of us getting cabin fever. 73 to all Paul NA5N



40 was very good, 80 ok, 20 open long enough to work the light blubs at K8AQM, peaking 589 here. Nice to work Jean, FG8NY, and Cuti, CO8OH. SKS Lots of fun as always. 73 de Al, N4ow 11375s



Lots of fun tonight on 80. Thanks for the Qs. Kenwood TS-530S, German Junker Key, OCF Dipole. 73, Mitch NW0M




Very enjoyable sprint. Condx were great here. Couldn't find Ted's magic lightbulb antenna but still had a great time. Ran 75w from my TS-590SG into a vertical antenna, using a Kent SK. Look forward to next month. 73, Curt WA2JSG NJ

March SKS III



20 meters disappeared at 0034z like the switch was turned off !
It was especially nice to see and work Cleon WA7RCT # 498T, And Bill N0UMP # 659S in the SKS tonight. And Thanks to everyone who made this a FUN evening of CW! See you all next month! 73, Rich W4RQ



Best Band Openings in a long time for me. Thanks all those who I was able to work and sorry I didn't get a QSO with some who called. Having trouble with noise on 80 the last half hour. 73 to all from Mustang Oklahoma and praying all are safe and well. 73, Gerald WA5AFD



Great night for CW. 20m was open at the start. First three QSOs were there from Florida. 40m was open for me the rest of the time, even worked Florida again. Added 15 for my S-Quest. Heard Ted lightly on 80m. Couldn't decide which key to use so I switched between my Jun-ker with Poker chip addition and my Kent SP-1 with work-in-process pads wired as a Cootie. 73, Swart WA9ZDC




First time I've done this! What a great time. Had lot of QSB but also made 599 contacts with the east coast from San Diego. 1st time with my new rig and it worked great. 73 to all Ted WD6TED

Congratulations Joerg



April Slow Speed Saunter


Slow Speed Saunter



Rich W4RQ



Operated here and there. Picked up about four new T's and S's (tough to come by now with SX2). Most QSOs on 40m... two on 80m and four on 20m. Good way to pass some time while being cooped inside. Be safe and stay well! 73, Bob AC1GF




Had a lot of noise on 40 and 80, which made working my first event quite challenging. Still had a great time, even only picking up 2 QSOs. Thanks everyone and 73, Steve K7YEM



Although only 2 Qs, they were great; super chat with Mike WB2FUV and worked Bert F6HKA using my light-bulb antenna....He got me! 73, Ted K8AQM/VE9AQM



Lots of stations calling. Was on 40M for the whole time. Had a very good time. 73, Al K9FW



First time participating! Lots of fun! 73, David KM3A



Nice 'lil Saunter this month. Great to hear some new QRS members. Ran with the K4VIZ VIZBUG and the W7IS "dit" extender to tame those dits down. Many thanks for the contacts folks! 73, Jack KK0I



Great exercise, once a month is not enough, perhaps again on the 15th? Don't really care about scoring just looking for some intended Slow Speed by beginners... 7114 does not attract many OPs. 73, John KK4ITX



Last CQS was July 2019 with 19 Qs. 17 this time 9-40M, 1-30M & 7-20M including F6HKA (always there for us), F6EJN, FG8NY and VE9VIC my lone 30M Q. Left (Cootie) Modified Vibroplex Vibrokeyer Right Wm Nye Speed-X. 73, Rick N8XI



Glad to see the participation growing. I got to work several new members who were a little timid at first about getting on the air. Glad to see them making more contacts after getting a few under their belt. Played most of the night on the KX3 but did manage to play some on a 40m QCX I haven't put in an enclosure yet. Stay Safe, Stay Well. 73, Randy_KB4QQJ

April Slow Speed Saunter II




First QSO since regaining my license after a 33 year absence. 73, Rich N0GSO



My first time in SSS. Didn't have much operating time but had a nice run for the last 30 minutes. 73, Jay W9LW



One of my favorite events. Made 20 different contacts using 80m, 40m, 20m, and 10m. Used my TS-590SG running 75w to an elevated multi-band vertical. Kent Straight Key. Let's do this again next month! (hi hi). 73, Curt WA2JSG NJ



As with may other SKC-Cers, I suspect, I have a bit of extra time to devote to events such as the SSS so spent some of both days working mostly members I haven't met before. Always a pleasure. Used my old Japanese ball-bearing straight key that I used as a Novice in 1961. 73, Rock NE7D



This month we had more stations on the air it seems, no surprise there. I made 7 QSOs to 7 different states. My shortest QSO was 2 minutes and longest was 24 minutes. I enjoyed some very good chats and look forward to more next month. Y'all stay safe and healthy! 73, Rich W4RQ

I am resubmitting because I submitted too soon! After the total time of the SSS I finished with 6 total QRS QSOs. I tried sending at +- 5 WPM a few times, at it was hard! I loved the whole exercise, and I hope it's an encouragement for new CW ops. 73, Dan W2DLC

Slow Speed Saunter Results

Results for Slow Speed Saunter: 1-2 Apr 2020

Overall | Soapbox

Overall results

Rank	Callsign	Name	SKCC #	SPC	QSO's	Score
1	K9FW	AL	20492S	IN	50	50
2	W1DV	Dave	1433T	NC	49	49
3	AC1GF	Bob	19399S	NH	44	44
4	NQ8T	Steve	5919S	OH	43	43
5	KE0E	Dave	21994	WY	33	33
6	W0VD	DAN	2515S	MO	31	31
7	KB4QQJ	Randy	3508S	NC	30	30
8	KC5F	Steve	21092S	NC	24	24
8	NE7D	Rock	665T	OR	24	24
10	KK0I	Jack	2370S	WI	22	22
11	W9LW	Jay	6222S	IN	21	21
12	WA2JSG	Curt	3018S	NJ	20	20
13	N8XI	Rick	15024S	MI	17	17
14	WB2FUV	Mike	13057	NY	14	14
15	KD9GDY	Jim	18156T	IN	11	11
15	W1SH	Mike	11770S	TX	11	11
17	N4API	Brian	11673S	GA	10	10
17	AA8TA	Joe	13804T	OH	10	10
19	N8KR	Ken	7559S	IN	9	9
20	AA2XB	Frank	1681S	NY	8	8
21	W4RQ	Rich	8699S	FL	7	7
21	WB8SDA	Bud	2339T	OH	7	7
23	W2DLC	Dan	16837C	NY	6	6
23	NU8M	John	19370	MI	6	6
23	W2DLC	Dan	16837C	NY	6	6
23	NU8M	John	19370	MI	6	6
23	W9BBN	Ed	17763S	IN	6	6
23	WB6WYF	Michael Gregory	22034	CA	6	6
23	W9GOO	John	21474	IN	6	6
28	NF1O	Barry	164T	NH	5	5
28	W5ZBT	Tom	21049	TX	5	5
30	KM3A	David	21163	CA	4	4
30	VE3DQN	Don	8878	ON	4	4
30	W4LSV	Barry	2795S	TN	4	4
33	VE1AHX	Ben	18100S	NS	3	3
33	AK3X	Peter	7217S	MD	3	3
33	KU7Y	Ron	4904	ID	3	3
33	N9DGL	Bruce	20725	IN	3	3
33	KA5TJS	Allen	5172S	TX	3	3
38	K7YEM	STEVE	21641	WA	2	2
38	W9DLN	Dan	3635S	WI	2	2
38	KA8HFN	Larry	2046S	OH	2	2
38	W1Z1Y	Ron	9621T	MA	2	2
38	KG5SQJ	Bob Ballard	NONE	TX	2	2
38	VE2KZW	Robert	16248T	QC	2	2
38	KB8KMH	Bud	18093S	WV	2	2
38	KK4TX	John	19567	FL	2	2
38	KN4HYV	Mark	21960	KY	2	2
38	K8AQM	Ted	1629S	MI	2	2
48	W78P	Jim	20548	WA	1	1
48	KB9QG	Jeff DeLucenay	20712	IN	1	1
48	N9KJU	Ken	19964T	IL	1	1
48	AC8KJ	George rowe	8611	OH	1	1
38	KA8HFN	Larry	2046S	OH	2	2
38	W1Z1Y	Ron	9621T	MA	2	2
38	KG5SQJ	Bob Ballard	NONE	TX	2	2
38	VE2KZW	Robert	16248T	QC	2	2
38	KB8KMH	Bud	18093S	WV	2	2
38	KK4TX	John	19567	FL	2	2
38	KN4HYV	Mark	21960	KY	2	2
38	K8AQM	Ted	1629S	MI	2	2
48	W78P	Jim	20548	WA	1	1
48	KB9QG	Jeff DeLucenay	20712	IN	1	1
48	N9KJU	Ken	19964T	IL	1	1
48	AC8KJ	George rowe	8611	OH	1	1
48	NF6R	Bill	20696	CA	1	1
48	N0GSO	Rich	2168S	IA	1	1
48	C08JQ	José	18378	CUB	1	1
48	WW5SS	Mark	21010	TX	1	1
48	K5VHC	Alan Morris	21699	TX	1	1
57	KC2ICA	Dave	2206C	NY	0	0

Participants and QSOs by SPC

CA: 3 / 11	CUB: 1 / 1	FL: 2 / 9	GA: 1 / 10	IA: 1 / 1
ID: 1 / 3	IL: 1 / 1	IN: 8 / 107	KY: 1 / 2	MA: 1 / 2
MD: 1 / 3	MI: 3 / 25	MO: 1 / 31	NC: 3 / 103	NH: 2 / 49
NJ: 1 / 20	NS: 1 / 3	NY: 4 / 28	OH: 5 / 63	ON: 1 / 4
OR: 1 / 24	QC: 1 / 2	TN: 1 / 4	TX: 6 / 23	WA: 2 / 3
WI: 2 / 24	WV: 1 / 2	WY: 1 / 33		

Delighted to be Wrong

I would like to be able to receive the Maple Leaf Award. So I did a search of the membership roster and came to the conclusion that it was impossible.

There was not enough SKCC Canadian representation in the 14 provinces and territories. The requirement is to have a qso with members in 10 of them. Some of them had no members.

So I fired off an email to the SKCC board, with the data from my search, suggesting that maybe a Canadian recruitment campaign was needed. Almost immediately I got a reply from Ron (AC2C) pointing out that my data was wrong and, as is usual with Ron, he pointed me in a direction where I could get better data.

I also did a search of licensed Canadian hams who had CW qualifications and put them in two groups. In years gone by there had been various different speeds used for different levels of license. Currently there is only 1 in use; 5wpm. So the split I used was 5 and 12 wpm. I then calculated the penetration; the number of Canadian SKCC members divided by the number of CW qualified hams by prefix.

Prefix	Province / Territory	5 WPM	≥ 12 WPM	SKCC Members	Penetration
VY2	Prince Edward Island	57	230	3	1.0%
VE7 VA7	British Columbia	483	10603	138	1.2%
VE6 VA6	Alberta	564	3145	45	1.2%
VO2	Labrador	19	59	1	1.3%
VO1	Newfoundland	195	682	13	1.5%
VE1 VA1	Nova Scotia	376	1797	36	1.7%
VY1	Yukon Territory	23	121	3	2.1%
VE3 VA3	Ontario	2748	11870	322	2.2%
VE9	New Brunswick	264	814	24	2.2%
VE8	Northwest Territories	25	56	2	2.5%
VE4 VA4	Manitoba	201	881	28	2.6%
VE5 VA5	Saskatchewan	174	863	27	2.6%
VE2 VA2	Quebec	1500	1461	90	3.0%

VE2 VA2	Quebec	1500	1461	90	3.0%
VY0	Nunavut Territory	3	36	2	5.1%

Examining the new results I was still of the opinion that a recruitment campaign was appropriate and maybe the place to start is with an approach to Canadian Amateur Radio clubs. Ted (K8AQM/VE9AQM), our revered editor of Rag Chew, although a US citizen also holds a Canadian license. Ted put me in contact with one of his Canadian friends Dave VE9CB. Dave is the RAC (Radio Amateurs of Canada – the Canadian equivalent of the ARRL) Director for the Atlantic Region. He is also a SKCC member and an avid CW contester. Ted had previously warned me that whoever comes up with an idea is usually the one required to pick up the cudgel and run with it. So I already had a PowerPoint presentation up and ready for publishing.

I took Dave through the pitch and it was enthusiastically received. At the moment Dave and I are jointly trying to track down email addresses for club contacts with a view to perhaps inviting the members to an online zoom presentation.

Dave then said something that came as music to my ears. He is currently teaching an Advanced Amateur course and some of the participants had expressed an interest in learning Morse code. Would I be interested in setting up a course? Well I had just finished two courses as a CWA Advisor, one in North America and one in the UK, and because my business has been decimated by Covid I leapt at the chance. I learned a long time ago that it is better to do something for nothing rather than nothing for nothing.

I drafted a course outline and a performance standard which Dave presented to the RAC board. It was accepted and we were given the go ahead. The course is being presented as a joint RAC/SKCC venture. All of the students have already paid for the advanced course and they are not being charged one red cent for the CW course. I lobbied the SKCC board to come up with an incentive for Canadians who joined as a result of this campaign. My original suggestion was not accepted but the board came up with an interesting alternative. You will have to wait and see what that is – I'm not going to tell you.

I prepared a survey which was sent to approximately 100 of Dave's students. I got 53 responses; a response rate way over what can usually be expected from any survey. From the 53 I identified 20 good prospects. I gave preference to hams from the target provinces (shown in yellow in the table above), people interested in QRP, and anyone who already had some cw knowledge. One example was a guy who passed his code test in India in 1975 and hasn't used any code since then but now wants to get going with it.

Anyone who gave a frivolous answer was immediately eliminated. Like the guy who answered the first question: "Why do you want to learn CW? Answer: Just in case I get locked in a dungeon. I can tap out messages on the pipes." I looked for the smiley face just in case he was joking but there was none so he was ignored from then on. (In days gone by I have spent countless hours as a facilitator teaching all kinds of courses in industry. I can usually spot a problem client from a mile away. I do what I can to avoid them).

From the 20 we had 12 who signed up for the course. One dropped out before the start – he had no means of generating CW and did not seem inclined to rectify the situation. Some of them wanted to wait until they had finished the current course and got the exam out of the way. So by the time you read this there will be 11 new budding CW ops on their way. They have been strongly advised to join SKCC as they are being trained to use a straight key. I made that a pre-requisite.

I put out a request on the reflector for low cost or donation straight keys. Gregory WB7GR stepped up to the plate and donated a few keys to the cause. Kudos Greg. Roger VE3RDE (Canadian SKCC Board member) also signed up to be a co-facilitator. Something that will help enormously. Thanks Roger.

All of the above took place in about 10 days.

If you have made it this far you will probably have realised why I chose the title "Delighted to be Wrong"

THE JOY OF OPERATING QRP PORTABLE ON BATTERY POWER

BY Frank AA2XB

Do you remember the thrill of your first QSO contact? I can still remember mine even though it was more than 25 years ago. And to be honest, although I must have made thousands of contacts since, I have not really experienced that first thrill.

OK, working from home with my wire antennas or 3 element beam on a tower and 100 to 500 watts, I expect to work many stations and hearing someone comeback to my CQ is more or less expected.

I wanted to try to experience that first thrill again. I bought a MFJ 5 watt 20 meter cw transmitter with the 700 HZ optional filter. The radio is only 2"x6"x6" and also bought their 20 m QRP folded dipole and along with a 7"x1" 12V 2.3 amp battery and a small straight key and put them into my backpack and hiked into the State Forrest at an altitude of 2400 feet. Spent hours with no contacts and went back home discouraged.

Set out again the next day and after several hours the thrill returned. SOMEONE HEARD ME. It was David, WD8CW. SKCC 6458. There is no digital dial on this simple rig so I'm guessing it was about 14.060

So if you want to work someone with less power than it takes to light a Christmas tree light bulb try QRP.

The picture shows the rig and the key, a French DYNA Marine key.



April SKSEu

Straight Key Sprint Europe Results

Results for SKSE: 02-Apr-2020

Overall | QRP | QRO | QRO+1 SWL | By SPC | Soapbox

Overall results


Rank	Callign	Name	SKCC #	SPC	QSO's	SPC's	S/TIC	Score
1	F5UQE	DUC	134685	FRA	34	23	11/7/2	1,027
2	AC1GF	Bob	193065	NH	19	12	8/7/0	418
3	K3EW	Phil	106255	MD	17	11	8/6/1	372
4	F5DE	Bernard	62475	FRA	19	13	4/3/2	347
5	EA4M	Rick	5292	ESP	22	9	7/3/1	338
6	F5JWH	Phil	8069T	FRA	18	11	7/1/1	318
7	OS0S	Leon	106885	BEL	12	9	4/4/2	218
8	ON1QJ	Luc	14844T	BEL	15	9	3/2/1	205
9	W4GBN	Ed	177635	IN	13	8	4/4/0	204
10	K4BAI	JOHN	3280	GA	13	9	3/1/2	182
11	K1EDG	Ed	96255	ME	9	7	6/2/1	178
12	CT1DGH	Joao	13867C	POR	9	8	5/1/0	166
13	PG4I	Jo	11019	NED	8	7	1/2/1	96
14	KD9GDY	Jim	18156T	IN	4	4	4/0/0	76
15	EA2DPA	Raul	13833	ESP	7	5	2/1/0	75
16	WB2VVV	Chris	14078C	RI	6	4	2/0/0	54
17	K2JMKU	Ben	17681	IN	3	3	3/0/0	54
18	NA4PI	Brian	116735	GA	3	2	3/0/0	51
19	EA1DP	Jose	21659	ESP	5	3	1/1/0	40
20	WB5AHJ	Les	50135	TX	2	2	1/1/0	29
21	M5NEX	Tom	20939	ENG	6	3	0/1/0	28
22	KC5SAM	VIRGINIA OLIVER	21170	MN	1	0	1/0/0	15
23	LW3EX	WALT	38045	ARG	0	0	0/0/0	0



This is probably the toughest SKCC contest for me. Poor propagation made this one tough. Did manage to work EA4M and F5UQE on 20m, only Europeans worked. Photo is of my golden retriever. 73, Bob AC1GF



Thanks to our radio hobby we have opportunity to say hello to many friends, forgetting for a few moments the virus problems all over the world. It was a pleasure to get some contacts during this SKS-E and I hope we will be able to do the same during next WES or during brag sessions. All the best to everybody and your families and take care dear friends! 73, Bernard F5DE



This was a good exercise for getting familiar with my vibroplex bug. Still at slow speed, around 12 wpm. Thanks everyone for the QSOs! 73, Jo PG4I



F5UQE IS ALWAYS A GREAT CONTACT. 73, Virginia KC5SAM



It was funny... Thanks to all 73, Phil F5JWH



"I know we just met but he's so amazing, great smile, nice car and he only operates CW"



I heard several European stations but was unable to work any of them. First SKSE report. 73, Les WB5JWI



Nice to work OS0S, IT9QAU, EA5EQ, EA4M, IK0PHU, and F5UQE on 20 meters, from Rhode Island. All had great signals! My rig was a Ten Tec Omni with Centaur Amp for 600W QSK, and a 3 Element Beam up 20 meters high. I was using my G3YUH Master Key. 73, Chris WB2VVV

Home Brew Keys With Some... "Umph!"



Here are my home brew keys with a Junker key between them to realize what's the size of them hi hi. They are made from steel and marble, and some bronze parts, using my electric welder and my grinder I have noticed that using them, after some time you get stronger wrist and afterwards using a regular straight key you can QRV much faster hi hi. All the best and best 73 Jim SV8ANW

April WES



First attempt at an SKCC competition. Only spent a couple of hours each day so was pleased to get contacts and some practice with the Kent straight key. Thanks to all those who called CQ. 73, David 2E0FTD



Confinement obliges, more participants in this WES and especially a propagation which remains good very late during the 2 days. 274 QSO including 267 over 20m. 16 Eggs and Peter Rabbit contacted. Lots of new numbers. Stay Safe and thanks for all these QSOs. 73, Bob F6EJN




Great WES, 20m was particularly good but plenty of contacts on 40 and 80 too. Bug and straight key both in use this time, I was back and forth between the two. 73, Peter GM0EUL



Staying home has some benefits-more time to play radio. Used my Icom 703 and worked QRP. This is my field day radio, notice the battery attached to the right side. A special thanks to Drex, WD4DHT in FL. who spent almost ten minutes to copy my weak signal on 40 meters to complete the qso. However an hour later on 20 meters, from NY. to Art, WA7NB in AZ. who gave me a 579. Such is the fickle finger of propagation. Fun weekend and thanks to all for participating. 73, Frank AA2XB




Pretty good conditions for a change, and I managed 5 eggs, thanks to K3WW Chas, OP5K Roy, F6EJN Bob, F6HKA Bert, and K3EW Phil (thanks Phil for reminding me of our Eggy QSO). Chased Peter Rabbit KS8KCC around 20m on Saturday but never quite grabbed him. TS-440s 100 watts, 20ft fishing pole vertical. Old Marconi marble based straight key. 73, John G0RDO



Operated a bit from home and a bit of QRP from the tailgate of the truck up in the mountains after hiking with dogs. Different SK for each QSO. 73, Bill AA4Q




Very good conditions on 20m, the band was still open at 23:00z. Few QSOs on the low bands which have become very QRM for a few days. I worked many new stations. 25 eggs and Peter Rabbit in the log. Thanks everybody for the QSOs. 73 and see you next month. Stay safe, 73 Bert F6HKA



Short trip just north of CO border into WY. QRP KX2 on battery. Mobile whip and W1SFR end fed. N0SA SL paddle (used one side with thumb). Cold and windy. Picture looking south into CO from WY, snowy range in distance is on N border of Rocky Mountain Nat. Park. 73, John K0FTC/7



Thanks all you eggs out there. I'm on my way to S and this WES was the kickoff event. VRY 73 to all. 73, Rich AE4OK



Only 8 hours of contest for me and 41 stations contacted. And 12 eggs in my basket including SK8KCC. 73 Laurent F8FSC #21621T



Hi guys, thanks to all for this nice WES! I ran with my homebrew cootie just on 20m, but i had a lot of fun! Take care for you and yours! 73, Luca IZ2XAO

April WES II




My only antenna this time was a 5BTv vertical but still had fun, enjoyed seeing lots of newer members. Max KH6ZM was booming both days, Thanks Max. Key I used was 1942 Lightning bug bought during 2018 ARRL on-line auction with extra square weight to slow for SKCC. 73, Joe K0IVK



QRpp - 40 meters only. Xiegu G90 SDR - 1 watt - 40m Dipole. Could not accomplish anything on 20m, and 80m had a S8 noise level. First time that I used the G90 for an event. Nice radio. Hears well and allows setting the DSP CW filter very tight. Allows setting the power down to 1 watt, but no lower. The built-in panadapter helped me find the strong signals that were most likely going to hear me calling them. Whole lot of stuff on the small LCD display - have to keep it close. Thus the stand. 73, Jody K3JZD



SEE U NEXT MONTH. 73, Tom K7ROH



Great turn out! Lots of old faces and new ones. I got to use my new K2 after it was brought back to life from 10 plus years in a storage room. Thanks to all I worked! 73 From Frosty Maine Ed K1EDG



Glad to be an "egg station". Happy Easter to all! 73, Mark K3MSB



Fun Sprint! I worked Peter Rabbit and collected 12 Easter Eggs. Loved all the activity. I hope everyone had a wonderful Easter. Stay Safe and Healthy. Icom IC-7300 at 100 watts into a 40 meter vertical delta loop. I used my Torsion Bar Cootie, Begali Spark and Intrepid and Vibroplex Champion. 73, Bob K3ZGA

I really enjoyed the time I operated during this WES. It was very nice to contact some of my old friendships from the past years and also it was great to meet a number of first time in the log QSO's with SKCC members that I have not had the pleasure of meeting before. 73 and Be Well, Jeff K9JP




Saturday was the big day, I made most of my contacts. Bands were not great Sunday and online Church and Zoom online family gathering ate up part of the day. I set up a Lightning Bug for this contest and I believe it outperformed my Original Bugs. 73, Bob K3CKO



Sad way to keep everyone home, but sure did promote activity. I hope we all stay well and can get back to normal soon. 73, Chas K3WW



Mostly worked for the club station KS9KCC. WOW!!! Lots of stations to work. 73, Al K9FW



What a great WES! It came just at the right time, to celebrate a month of staying home and playing radio every day. I'm grateful for this silver lining - the increase in activity on the bands. I'm also very grateful for the many friendly, patient ops in this great club, who make everyone feel comfortable participating at their own pace. Special thanks to all the Easter Eggs and matzah balls, who kept us alerted of their comings and goings, and spent a lot of time being available. My setup is the K2 at 5W to a 20m EDZ up 50', and my new 80m dipole up 80'. Key is the inimitable W1SFR TBFB cootie. 73, Lloyd K3ESE




April WES III




There appears to be a lot more people active during these sprints now. My picture is of my new W1SFR VT key, serial #003. Thanks for all the QSOs and hope you all stay well. 73, Dave KB1WOD




Great WES this weekend ... loads of operators on the air, 20 and 40 meters were open both days, no equipment failures (Yeah), and time to play. Enjoyed using my 'Navy Flameproof key' both days and snagging V31AX in Belize ... but locally only grabbed a couple of eggs. Happy belated Easter folks. 73, Bill KE3O



My first time keeping track of SKCC contacts! I always just log in a notebook, but now I'm inspired to go for some awards. This is my only straight key, and it's very small! 73, John KJ4KPW



"The room where it happened", just after shut-down. Hence the relative lack of activity on the waterfall! First WES where I've been able to operate on Sunday, as well. That and being an Egg made for lots of fun and a higher score than usual for me. 80/40/20/15/10 meter QSOs, with Sunday down because of the lightning crashes. But I managed to work 26 Eggs plus Peter, too. Tons of fun! 73, Steve KC5F




Thank you for organizing this fun weekend sprint! I was in the middle of moving, so I threw up some temporary SOTA antenna and set up a temporary operating position on the floor. 73, Derek KJ4BQS



Enjoyed This WES Very Much-----Happy Easter to All. 73, Donnie KI4DT



Qrp this weekend. Most Qs made using FT818ND at 5w to end fed ant and German Type T2 straight key. 73, Scott KD4EE



Storms came through East Texas on Sunday morning and knocked out power for a few hours. Pulled out the Bioenno 20 Ah and used it for power to the FTDX-1200. I like the way my flashlight highlighted the J-38 in the picture. Enjoyed the sprint. 73, Randal KG5IEE



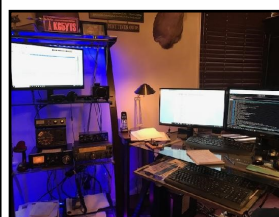
Easter egg hunting was a bit more challenging ...hiding in the QRM/QRN/QSB. We managed a few though. Happy Easter everyone! 73, Jack KK0I



First time working WES! I also qualify for my "C" now!!! TU everyone who worked me. 73, Dave KM3A



Greetings: Thank you all for the good time. Alinco DX-SR8, running 100 Watts into attic dipole at 25 feet. 73, Sergey KD9EBS



Hope everyone had a good time, safe and HAP-PY EASTER. Weather here in Dallas started out somewhat IFFY but we made it work. Great time again this year and being in lock down here helped the sitting at the radio. 73, Doug KG5YTS



Quarantine, WES, and lots of COFFEE!!! But I'm ok. Thanks everyone Great time was had by all. 73, Mike KK7H

WES IV



WES has been my most favorite CW event, and I love the monthly themes. This time I made my first qso with Peter Rabbit, but only collected 3 eggs after that. I had lots of fun with my new, 40-year-old Kenwood TS-180S and the older, trusty "Skillman" coffin bug. Thanks all who participated the event! 73, Yoon KM6KJI



Many Hams turned their rigs back on, too bad the reason. Theme bonus points: Confused QSO stats: 4>14MHz - 14>21MHz - 10>28MHz TA33 - 50W - Trusty Homemade DSK + Deutscher Heer 1937 Lorenz SK Model L.T.2 (LehrTaste = Teaching Key)TU everyone for the QSOs. Take care & Stay well BCNU 73, Walt LW3EX ... ZUT!



Bugs have invaded the shack of straight keys! The Frattini black base J-36 is super smooth but the Vizkey Horizontal has my vote! 73, Ken N8KR

STRAIGHT KEY CLUB OF CHELTENHAM



HAD TO WORK ON SATURDAY AND FAMILY STUFF IN THE MORNING ON SUNDAY FOR EAST-ER.SPLIT OPERATION BETWEEN CLUB CALL AND MY OWN CALL. HAPPY EASTER AND STAY SAFE. 73, DAH



Had to work around Easter dinner on Sunday but had the usual great time. Conditions not too bad on the East Coast. Picture is my new SKCC W1SFT TBFB Cootie. Beautiful work by Steve on this new model. 73, Chris N0CC



Fun Event. Thanks. 73, Rick N8XI



Ran the new Club Call in Multi Op with Tony KD8BBK, Bob W8ARC es myself Randy N8KQ. 80 es 40 were the best bands here with 20 up es down. With the holiday weekend, we all had limited operating time. But as always, a great time and many tnx to Bob es Tony for playing radio with me. Tnx to all who worked us es the numbers show lots of participation. Tnx Jeff, K9JP for putting the Easter Event together. 73 de "CW" KS7KCC



Another fun WES ! To many other things going on this weekend but still managed some time to hunt for EGGS and found Peter Rabbit too. Had fun using my refurbished Lionel J-36 bug which was a birthday gift from my oldest Son. The finger pieces were 3D printed by my youngest Son. Flex 6600M @ 100 with simple wire antennas. 73, Joe N3HEE



Great time for the "team testers" K8AQM, K8TEZ, K9JP, N8XI, NQ8T and NU8Z! This new "team Contesting" isn't as much fun as a multi multi gathering but not bad considering the current virus situation. Great idea and job by the organization! 73, "Dit" KS8KCC



20 was terrible for me, many stns seen on the RBN but few were heard. Limited time in and out. 40 was packed Sunday afternoon and evening. 73, AI N4OW



First contact with new QCX -40 was with WB6IZG/EGG! I was thinking this had to be a fluke. Another with W5PHT. This is too easy, I'm thinking... then reality hit! Not easy, but sure is a lot of fun. Just aligned the radio and clip led to external world. The paddle you see was added after the contest! 73 all and thanks for your great ears. Paul N5PT

April WES V




90wts g5rv argo 6 418 amp..st key.. only worked 40m was SUPER hr in Rockford Illinois.. I think those guys on ft8 near 7050 shud be out of there.. up abt 7075 to 7095 there are no signals there..I can say they are legaly working, but not SMART... agn nice number of NEW mbrs.. SUPER....ha-we need more guys to create QRM. Ha..Tnx agn to board mbrs.. no homebrew DUBBUG project right now. So, you all takecare on the virus thing. C u 7THREE. Dave Larsen
n9zxlqrp@gmail.com The pix is hb parts for W1SFR cooties.. just a hobby.. 3 lathes 3 mills and brass chips on the floor...haha 73, Dave N9ZXL




Thanks to all with whom I managed to have a QSO and to the ones who tried to hear me. Special thanks to Chas, K3WW for my first WES QSO across the Atlantic in more than 2 years. Stay healthy so we can meet many more times in a WES - amateur radio at its best. 73 & Good luck. Vince, S52CC



Working around the frequent thunderstorms, conditions were pretty fair at my QTH here in N.E. TX. And, bumping into Max, KH6ZM, with a vy FB signal from Hawaii, was a special treat. Thanks for the QSO's & hope everyone had a nice Easter. 73, Arnie, NA5ET



As usual, a great theme! Big TNX to the board! My primary antenna came down in a wind storm off the lake so was on my compromised back up. Thanks to all who had the patience to stick with me. 73, Steve NQ8T



Great way to spend an 'isolated Easter' in good company. Thanks to all for the QSOs. Had fun as an "Egg". 73, BenVE1AHX


Good contest, very funny as always! 73, Ed VE3E-KA



Key used was the 1941 Vibroplex Champion. 73, Chuck NI0C



A lot of storms around all weekend meant noisy bands and no contacts on 80 meters at all. All contacts were on 20 and 40. Plus several stoppages to unplug everything. But did pretty good especially in collecting eggs - thanks to all you egg types! As someone who prefers to run instead of hunt and pounce I appreciate all the eggs who called me very much! Use my IC-7300 at 100 watts with an OCF dipole, 2 element 5 band quad at 40' and a 43' vertical with remote tuner depending on which one worked best at that time. Key was a J-38. 73, Bill NZ0T



Glad we only had to collect eggs as chickens are too messy. 73, Gary VE3DZP



Thanks everyone for all the WES QSO this weekend. Stay safe and well. 73, CUL Kevin NN3E



First experience with WES, it's great! Although I would like to see more activity from europe, especially on the lower bands. My setup is fairly simple: 100 Watts to a rotary dipole for 20 and a 2x9 meter doublet for the other bands. Keyer used is a Vibroplex bug from the eighties which I recently acquired. 73, Jo PG4I



This was a lot of fun! Several new numbers as well. I experimented with a new vertical, MFJ-2982; it performs well but needs some soldering in critical spots in order to be reliable. I completed the event with my Bud-dipole set as dipole up about 19 feet. Thanks to all, stay safe. 73, Robert VE2KZW

April WES VI




This is my first event using W1SFR's classy new "Green Machine" Torsion Bar Cootie. And I got serial #001 (pictured below, same one as on the website)! So proud to own this! Challenges this WES were usually poor conditions on 40m, my so-so OCFD antenna, and of course the Easter celebrations on the Sunday. I had lots of fun working our European friends in Scotland, France & Spain. See you next month! 73, Roger VE3RDE



It's been many years since I made this many contacts in a WES. Unbelievable amount of activity. Band condx were good and no rty or contests. Wrked 24 of the other egg stations and it was fun being an "egg". Rig: K3 & KPA500 at 500 watts to 540' skyloop at 50'. Had Q's on 15 thru 160 meters. Of the 3 keys pictured, I used the 1956 Vibroplex Presentation bug for most of them. As much fun as this was, I hope the xyl and I are back in church next month and things are getting back to normal. 73 de West Virginia – Dave W3NP



40m was in great shape on my Sunday evening (VK time) and I had fun working with my Vibroplex Presentation and Champion bugs. Thanks to all who worked me, 73



Fun relaxed event. Got Peter Rabbit but only one Egg answered me. The key in this picture can be seen in the video on the SKCC Facebook page in action. 73, Jim W1RO



T'was a fun WES, again! Lots of activity. I even got a QSO on 15 meters! Thanks to all! 73, Rich



Thanks to everyone for the contacts! 73 de Josh, W9HT

Thx to those that tolerated my 1st day with a cootie. 73, Pat W5WTH



Great turnout had a terrific time. Tnx to all that worked me, apologies to all those I couldn't pull out. Very neat to work Bryan WD5ABC SKCC #12. 73, Bill W0EJ



The Pandemic WES was pretty busy and I had a great time! My dogs (as you can see) were not impressed because it ate into the time available for their walks, as you can see from the picture (hopefully). 73, Frank W1ZAH



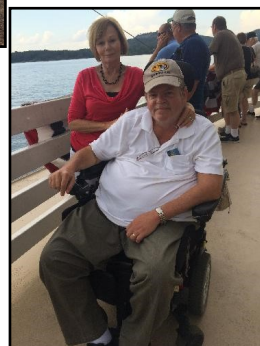
Had a good time chasing Peter Rabbit on 160, 80 and 40. Both a lot of familiar calls and some new ones. Ran QRO+ for most of the time, but worked Max KH6ZM on 15 at 50W. Have my rake ready to chase Peter Rabbit out of the garden. 73, Steve W6WU



First Easter weekend in many years I have not been immersed in ministry: preaching / teaching / visiting / counselling so for the first time I jumped into WES with both feet. Great to hear all the activity! Particularly impressed with the "Four Musketeers" from France - seems like they were QRV on the sched page 24/7. Nice work! 73, Dave W1DV



Thanks for qso's 73, Bud W8BUD




Happy Easter, great WES, 73, Ray W9GHX



April WES VII



I claim the lousy antenna award - a long wire strung along the wooden fence in the backyard 5 feet above the ground. From Illinois I had 87 QSO's with enough Ts and Ss to trade in my C for a T. Worked as far as Hawaii to the west, and France and Portugal to the east, all are over 1,000 miles per foot of antenna height off the ground. 73,




Have a lot of fun being an EGG and made a record 141 contacts during WES. This is a record for me. Had a couple of good openings on both 10M and 15M. Thanks for everyone who worked me. 73, Bruce WB6IZG



Worked the WES with the trusty Heathkit HW16/HG10B. 73, Dan WB8JAY



I set my goal of 50 contacts and that's what I did, plus a basket full of Easter Eggs, and a contact with Peter Rabbit on two bands. Ran 75 watts from my TS-590SG into a multi-band (elevated) antenna, using my favorite key, a Kent KT-1 Straight Key. Hope everyone had a good holiday and best wishes to all to stay safe and healthy during these trying times. 73, Curt WA2JSG 3018S



Worked my first WES and had a ton of fun. Used my cootie some but am much more comfortable with the SK. Thanks to everyone for a good time. 73, Greg WB7GR




A very enjoyable WES indeed. So much activity plus bands were in very good shape with the exception of 80 which was too noisy to be usable here. This time I used the modern station as opposed to the boat anchors I normally use. Thanks for all the QSO's! 73, Mike W0SND



I look forward to seeing the final participation statistics but it seems there were many more stations on the air than usual. I guess the quarantine had a positive effect. First WES for the IC-7300 in combination with the Wm. Nye Straight Key. 73 All and thanks for a great sprint Lane WK4WC



Fun experience, in a relax mode. 73, Nianfeng Li WU6P



Late to get into the game this weekend.....Had to work Saturday and some family stuff early Sunday. Always fun though. Operated both my call and the club KS3KCC.....Happy Easter and stay safe. 73, Greg WA3GM



Nice to work everyone I was able to this weekend! So nice to see that Sunspot Cycle 25 seems to off to a start - as I was able to work KH6ZM, Max, on both 15 and 20 meters from RI. F6HKA, Bert, was S5 off the back of my 20 meter beam, and S9 once I turned the antenna around - just booming in! I operated my IC-7200 with a homebrew MOSFET half gallon, and my Great Northern Telegraph Works (Copenhagen, Denmark) straight key. 73, Chris WB2VVV


April WES VIII




Great fun...thank you. 73, David WO6M



Not much time. Worked Rick, WO8L, qrp portable setup from the backyard Sunday. That was fun. Thanks to the OM's that tried to pull my signal out. 73, Rich N3KQN



This was a really fun event for me. I did something different. Instead of running QRP like normal, I ran QRO 100+. This allowed me to reach an all time high for CW contacts in a WES, 205 total QSOs. I ran my Icom IC-7300 at about 30 - 35 watts driving my Heathkit SB-221. What an amp. 40 meters was the best with 166 contacts. 80 meters next with 34 contacts and only 5 contacts on 20 meters. So, will I ever be able to beat 205 contacts, maybe if I can get used to calling CQ instead of S&P. Anyway, this was a great event and well organized. Thanks to to guys who did that. Thanks to all those who helped me. 73 from Wild and Wonderful West Virginia, Dave WV8DH




It was great to hear a lot of op's on CW this weekend. Rig ICOM 706 MK2, BE-GALI and Kent keys and paddle, Antenna an HOA stealth wire up 15 ft 40 ft long. 73, Ray K9EYT West Central Florida.



Enjoyed a short time with my Drake B-Line and 1926 Vibroplex Lightning. 73, Randy KS4L



Went with the WW2 Vibroplex Lightning, just about done with the bug part of TKA I think. Usually use vintage stuff but went modern this time, and got a big kick when I saw the SKCC waterfall trace bigger than



Hope you had a Happy Easter. Thank you. 73, Virginia KC5SAM

Grasswire Antenna?

I have accidentally tried the Grasswire antenna mentioned in the "Rag Chew." I have only wire antennas hidden in trees here due to HOA restrictions. They work pretty well most of the time. Well, I was working a contest one night a few years ago. When I turned on the rig the next morning, my SWR was way high. Well, since it was within range of the tuner, I simply readjusted and continued with the 'test. Only much later when I went outside, did I discover that the antenna was lying on the ground!

Today, I use a full length dipole on 160m but it is only 6 feet above ground. It runs along the top of a wooden fence and I have worked a lot of DX with it. Scaled to its wavelength, it's almost a Grasswire antenna, LOL!

73,

Jaimie Charlton AD0AB 9667S

Multi-Multi and Team Contesting

By Ted K8AQM

I have built my station around the concept of multi-multi operating, that is, five different stations so that five or more operators can operate at the same time, much like Field Day but from one room and with commercial power. I really enjoy operating with my fellow hams and friends. The laughs, jokes and general comradery are actually more important than the number of QSOs we make.

Because of the current virus situation, “multi-multi” from my shack has been put on hold. Fortunately the SKCC manager and SKCC Board had just recently approved of the “team operating” in the SKCC WES event. Unlike the multi-multi the team concept has different operators using one call and exchange from their own home stations. And that’s exactly what my friends and I did for the April WES. Our club, “The Dit-Dah CW Gang” (KS8KCC) was tagged for this event to be “Peter Rabbit” so a plan was put together and each operator identified what the strongest band of their station was and when they could operate. A schedule was devised so that no two stations would be on a band at the same time. After the event the logs (using the SKCCLogger) would be merged and a score determined and sent in.

It was great fun and the six members of the club that were operating had a good time BUT... it was not the same joking, laughing and general BS that happens when we’re all together operating. Will team contesting replace operating as a multi-multi....never at this shack! However, team contesting is/was a pretty good alternative under the current health situation. The operators for KS8KCC (Peter Rabbit) were:



Steve NQ8T 160m and 40m



Larry K8TEZ 40 and 80m



Rick N8XI 40 and 80m



Mark NU8Z 80m



Ted K8AQM 20m



Jeff K9JP 40 and 80m

It was interesting to note that KS7KCC and KS9KCC also operated as “team contestants”...must be the great calls....can’t be the “great minds theory!”

Team Contesting at KS7KCC/K8CGE

Hello SKCCers, wanted to write a little about the new SKCC WES category, "Multi Operator" that the SKCC Board had approved for the monthly Wes. The new category will let club and contest stations run multi-ops, but from different locations (within 100 miles of the club QTH) on different bands.

So when SKCC came up with the new Multi Op Category Rules, we were very excited and as it turns out, what great timing with the Corona Virus Lockdown. Within a few days, we started putting things in place to run in this category. Originally we set up four of us, myself, Randy, N8KQ, 8934S at the club house, Bob, W8ARC, 8734S, Tony, KD8BBK, 2443T and Scott, N3JJT, 255T. A couple days before the WES, Scott found out he would be working the whole weekend, so it would be the three of us and also Bob was limited to 3 to 6 pm both days, also because of work obligations.

All that was necessary, was planning who would be on what band at specific times and we planned out to change bands at certain times so the operators could switch up to enjoy different propagation at different times. We kept in constant contact thru cell phone texting. Anyone could leave to take a break, eat or whatever needed to be done and just let the others know if they were going to be gone for an extended period of time, another operator could move to that band.



This new category makes it so convenient, with all operators being at their own QTH feeling free to come and go as they want and also still being a part of a contesting atmosphere. If you get a chance to try it... do it! We had lots of fun and if the bands would cooperate, that would make it even better.

Many thanks to Tony and Bob to help make our set-up come together and for participating. We have run in this category two months in a row and we are planning to do a bigger operation in the fall.

73, Randy, Bob and Tony running K8CGE and KS7KCC

Editor...

This method of operating is great for our current "shelter in place" restrictions. As the KS7KCC team tells you, it is easy to organize and a lot of fun. Hopefully more clubs/groups (you don't have to be a club) will give this type of operation a try and have some fun. It's a category itself so we're not competing with the single op stations.



KS9KCC Multi for April WES

de Ken N8KR 7559S



What do you do when you have planned a multi-multi operation for WES and suddenly have a “stay-at-home” order? Creativity abounds when these things happen so the gang here at Fort Wayne, IN, who would normally be a part of this operation explored some possibilities. What we came up with was pretty simple. Since we all live within a ten mile radius, we decided to activate KS9KCC from our individual stations. We came up with an online real time sign-up system (thanks Jay-W9LW) with hourly band slots.

That did three things for us: immediate sign up, keeping one signal per band, and monitoring the maximum 24 hour operating limit allowed for a WES. We also continuously monitored and kept in touch with each other on the local 146.91 repeater. Official spotting on the sked page was done by me which meant I continually monitored where the various ops were located and spotted them. In order to eliminate dupes, the ops could only call CQ! That was a slight handicap. We had discussed emailing band logs to each other before operating but that appeared to be cumbersome. When WES ended, everyone sent me their logs, I did a merge and, to my surprise, there were only 5 dupes out of 540 qso's! While our plan was successful, we all agreed that we missed the most important aspect of a multi-multi operation: our social time together. Thanks to our stellar crew of operators: AL-K9FW #20492S, Joe-WB9EAO #12021S, Ed-WA9BBN #17763S, Jay-W9LW #6222S, Josh-W9HT #7474S, Don-K9LI #19153S, Jim-KD9DGY #18156T, Ken-N8KR #7559S.



Congratulations!

More on “Team Contesting”

Seems not just a few members thought of this idea, in the larger world of big stations and world wide big contesting “team contesting” was already being taken very seriously. The following discussion was taken from the ARRL’s monthly “Contest Update” edited by Ward Silver, N0AX.

“A Time of Disruption for Multi-Multi Contesting

Whether by rule, law, decree, or "strong suggestion," gathering as a group has been essentially banned as part of the measures to control the COVID-19 pandemic. This means the halt of traditional multi-operator efforts, where radio operators travel to gather at a single location for a weekend of contesting. For the foreseeable future, traditional multi-multi stations may have to change to a focus on single-operator efforts.

Disruption forces adaptation, and with that comes opportunity to change methods and practices. Last weekend's CQ WW WPX Phone contest might be exemplary. As of this writing, NR6O and WW2DX are the only stations [reporting multi-multi efforts on 3830scores](#), and they did so by operating remotely. What's more, WW2DX may have captured a new record in the CQ WW WPX event with over 7,600 contacts and over 32 million points claimed.

WW2DX's all-remote effort is especially noteworthy. Reading their "soapbox" comments on 3830, we see that the team solved a number of hardware issues and, in the days before the contest, built a full-featured web-based contest logging program that worked well enough to support their operations for the entire weekend. None of their operators needed to travel to the location of the transmitters, yet they were able to work as a cohesive team. Until restrictions on gatherings are relaxed, this is a winning model for multi-multi efforts. Perhaps this is also the model of future big-gun multi-multi stations.....”

So why all this discussion of “Team Contesting?” The answer can be simply stated as, “Why not?” As Russ K0LUW (SK) use to end all his emails with “Amateur radio is a contact sport...so make some contacts!” I would say team contesting is making contacts but not just QSOs...make eyeball QSOs! We hams enjoy Field Day and hamfest so why not share operating time and events with our ham friends. I remember my Novice days when being at a friends house while in junior high who was also a ham, straining over his Hallicrafters S-38D and trying to copy a QSO, we’d ask each other, “did you get his name?” Often neither of us did and we’d ask for a repeat but it was “fun” when “we” finally got it. Those are some of my best memories sharing as they say, “the glory of success and the agony of defeat.” Later as a DXpeditioner it was just as much fun traveling with friends, setting up stations, working pileups until we were blue in the face but then sitting back laughing, joking about some QSO we had and dreaming/talking about “where shall we go next?”

There are well over 22,000 SKCC members and barely three or four stations operating either as multi-multi and now team contesting in SKCC events. There should be more, why not? KS8KCC is evolving into a remote station using “RemoteHams.com” free software for club members to operate the station here while staying in their home. More on this as we secure the station for remote operation. The idea for this remote operation springs from the great article in the last issue of the “Rag Chew” written by Bob N1MHV on remoting his station and further work by Andy AC8SV and Jeremy KD8VSQ.

73,

Ted K8AQM/VE9AQM

CW Can Help...Really!

Here is an excellent article reprinted with permission of the author Dan W4DNN #3379t and CQ Magazine, well worth the read!

There are many good reasons to learn and use Morse code on the air, from working greater distances with less power to operating portable with minimal equipment. But W4DNN has a new reason ... it might be good for your health!

How CW Can Protect You From Dementia

BY DENNIS LAZAR,* W4DNN

In May 2018, researchers recruited a few hundred folks between ages 60 and 90 for a study. While some remained nearly as mentally sharp as they had been in their younger days, many were determined to exhibit moderately degraded cognitive skills and some were in the early stages of dementia. All were given a task: Learn the Morse Code.

Published in the journal *Frontiers in Human Neuroscience*, the study was aimed at analyzing the changes in cognitive ability of those seniors, gained through a brain exercise that would take advantage of *neuroplasticity*. Neuroplasticity is a process of *neurogenesis*, the production of new neural pathways and even new brain cells, especially in the hippocampus and cerebral ventricles.

Until more recent times, most neurologists assumed that the human brain became incapable of growth after a certain age. How could a 90-year-old learn new tricks? But they discovered that the brain has *plasticity*, the ability to change to meet new challenges. Damage to one part of the brain can cause growth and an increase in activity in another part. For example, a person who loses his or her sight will, over time, develop very keen hearing and an enhanced sense of touch.

The Good and the Bad

Neuroplasticity is not all good. It also can affect you negatively. It can contribute to the slow deterioration of your mental and physical abilities, such as memory, problem-solving and balance, as you grow older. One such example is Sam, an 80-year-old who tripped and fell for the first time. From that point on, he feared the possibility of falling again and

* 227 Stebbins Terr.
Port Charlotte, FL 33952
Email: <w4dnnradio@gmail.com>




Photo A. Quiz: Which of these ham radio tools will **not** help you to avoid dementia?

began to flex his head forward to watch the ground so he would not trip again.

Over his lifetime, Sam, like all of us, had developed a keen ability to balance himself while erect and looking forward. Now, he was looking down with his head bent. His brain began to lose its ability to balance and thus Sam actually increased his chances of falling. The neuroplasticity of his brain had worked against him.

The Dementia Epidemic

For a person living in the U.S. or Europe, there is a nearly 50% chance of being formally identified as senile or demented by the age of 85! Others may have "mild cognitive impairment" that prevents them from living an independent lifestyle. But it doesn't have to be that way. There are changes in lifestyle that can result in prevention of mental decline and even reverse dementia.

Neuroscientists now are devising ways to exercise the brain and the body to take advantage of positive neuroplasticity. One pioneering scientist, Dr. Michael Merzenich, in a recent series on public television, introduced computer-aided exercises which can blaze new neural pathways, reducing the chances of dementia by 35% and even improving cognitive skill of persons already suffering from mild decline. (*Soft-Wired: How the New Science of Brain Plasticity Can Change your Life.*)

Not All Exercise is Created Equal

One key brain exercise technique takes advantage of the brain's ability to multitask cognitive and physical actions at the same time. This type activity seems to work much better than either mental or physical exercise alone. An example is weight training while counting backwards by threes. Another is learning to play the piano, learning to read notes, and use fingers at the same time. Another is, of course, becoming a "know code" ham radio operator.

Learning Morse code employs the cognitive ability to learn a new language as well as the motor skills to be able to operate a key or bug. This is called "Dual Task Training." During the learning process, the senior CW students in the Frontiers study increased gray matter (good stuff) in their left occipitotemporal cortex, which projects to the area involved in language perception. The complex motor skills being learned in sending CW using a hand key induced an increase in gray matter volume in the prefrontal cortex, which is positively correlated with performance improve-



Photo B. For nearly 60 years, from vacuum-tube boat anchors to tiny solid-state QRP wonders, the author has been enjoying CW. Is it any wonder that he is so intelligent? (And so modest? — ed.)

ments over time and a decrease in white matter (bad stuff) volume in the prefrontal cortex.

Exercising different parts of the brain increases neuronal interconnections. As you learn the code, whether via the internet or a code training MP3 on your phone, be sure to tap along with a finger or a toe. When you become proficient enough to get on the air, start sending with your dominant hand, usually the right. Then practice sending with your left hand. (If you're left-handed, reverse the order.) Begin with a straight key. Learn to use an electronic keyer. Learn to use a bug. Increase your speed. Learn to copy words in your head. The more variation in learning and increasing proficiency, the more you are taking advantage of the neuroplasticity of your brain to increase your cognitive ability.

Additional Brain Food

In fairness, I must add that in addition to cognitive training exercises, there are several other important things you can do to ward off mental decline as you age, as detailed in research conducted with 2,765 older adults by the Rush Institute for Healthy Aging at Rush University Medical Center in Chicago. Combining at least partial adherence to the Mind Diet, exercising regularly, engaging in cognitively stimulating

activities like a good CW rag chew, and drinking alcohol in moderation resulted in 60% fewer cases of dementia over six years as compared to old lazy, beer-swilling, couch potatoes.


Why You Should Become a "Know Code" Ham

In the past, I have attempted to explain to phone-only hams why I love CW. It's not only because it outperforms anything short of computer-aided modes and can be employed for rag chews in terrible conditions (sorry, FT8). It's not only because I can snag great DX from places where local hams can't afford state-of-the-art rigs. It's not only because I am a QRP enthusiast and like to build and operate simple CW transceivers. No, now I can tell these key-challenged hams that learning CW is one way in which they can improve their brain function and ensure against becoming senile. Ever notice how CW rag chews seem to be conducted at a more sophisticated level, hi hi?

References:

- For an excellent comprehensive article on preventing dementia, you can refer to this *Wall Street Journal* article at <<https://tinyurl.com/wet6ick>> (You may need a subscription to access the article).
- For information about the Mind Diet, see <<https://tinyurl.com/yaez78f7>>.

March Brag 2020



Living in NY so trying to stay home as much as possible and decided to work for the 1x qrp award. Used my Icom 703, Carolina windom antenna and either my 1939 McElroy delux bug or my ww2 U.S.Navy CLT 26012 B straight key made by Lundquist tool co. 73, stay safe and hope to "see" you in the April WES. 73, Frank AA2XB



Thanks everybody for the QSOs and Bob F6EJN for the bonus points. 73 and see you next month. Stay safe. 73 Bert F6HKA.



March was an interesting time with all that is occurring. Thanks to all for adding pix's... 73, Rick K0KEx



Missed the bonus station but still had fun. 73, Tom KB3CVO



Very interesting experience of Brag Bonus this March. 209 qso in total on the 20m alone. Only 167 qso to count and 39 not SKCC. TRX Kenwood TS2000 and Acom Amplifier 400 watts. Every QSO with the J36, I progress in cootie but it is very long and at 75 years, it is difficult to lose your habits. Thank you for all your calls and see you soon at WES. Pay attention to your health, stay at home. 73, Bob F6EJN



Thanks to all who participated, and especially those who stayed home from work, to support the Brag program. I hope everyone stays safe & healthy. 73 & God Bless. Ric KA3LOC



Hectic month but glad to have SKCC to make 'shelter in place' a little more palatable, especially now that the mandate in NJ has been extended to 4/30. Resolve to do more CQing this month to see if I can build up the total. 73, Chris N0CC



Another GREAT month of making SKCC contacts!! Thanks to all of those I had QSOs with last month. Whether it was a 5 minute quikie or a 45 minute chat, I enjoyed them all!! Super excited about earning the Triple Key Award also!! 73 es hpe cul Kenny AF4QK




Trying times for us all. All we can do is take Dory's advice from "Finding Nemo" and just keep swimming. Hopefully we will all come out of this OK. It was a good month for brags. Thank you all. My picture this month is my new cootie from Steve W1SFR. It is really nice. See this link for more info: <https://w1sfr.com/skcc-green-machine-cootie/> See you next month, and just keep swimming!! 73, Dave KB1WOD



Finally I completed the Triple Key Award this month, finishing off the last of my Cootie QSOs. Back to the bug for now. Thanks to all who worked me. 73 de Steve VK7CW



A lot of fun with my Drake TR4CWRit always in QRP. 73, Kike EA2CAR




Thank you all for the QSO ... thanks to you on March 17 I became C and then on March 29 I became T. I would like to take this opportunity to present this one which never leaves me when I am in the shack ... 73, F8FSC Larry



I imagine lots of people have record brag QSOs this month due to staying at home. I used it to get TKA, with Bug QSOs in WES, SS in the second half of the month and SK the rest. Here are the keys, with the cootie made by K5MP early on in his cootie-building experiments. 73, Steve KC5F


March Brag 2020 II




Had a great brag month including several new(er) members with SKCC numbers >20000. Although unfortunate circumstances with quarantines in force, the up side is there are a lot more folks on the bands and on the sked page! To all who I worked, thank you for your patience and kind ears! 73 from NH and see you next month! Larry



I had a good month. I made a real effort to get on the radio and make at least 1 contact each day. Add the contacts in this month's WES and I am pleased with how I did. And I earned Tx3 this month. 73, K3n N9KJU



With all the extra time at home I worked a lot of fellows. I hope everyone else is playing it safe. 73, Cya Down the Log, Dan W0VD



I was also privileged to earn my SKCC Centurion level during this month, and it was a great month to practice with the WISFR Torsion Bar Cootie. 73, Daniel W2DLC



Tnx for a great time really gud way to pass the time when staying at home to B safe was running my QRP sta this Month agn tnx to all that wrkd me cu next month GL BSAFE 73, Bud



Good month of QSO's. Finished my Senator Level and started on TKA. 73, Gene



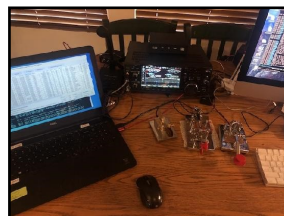
Thanks for all of the qso's. All with a straight key, 100 watts, and a long wire strung along the fence in the backyard (elevation above ground = 5 feet!). 73, Jack W9YY



Just a note to ask everyone to stay well during these difficult times. 73, Curt WA2JSG



OK, great month for me. 144 total QSOs, 23 in the WES, 4 in what should have been the SKSE (forgot the event was on) 3 non-members and 2 first CW QSOs. Also worked in the NRR es made some contacts. Thanks for a great month. 73, Les WB5JWI



Thanks to everyone for a great March and thanks goodness for amateur radio and SKCC - I'd be going bonkers otherwise. Tried to get the bonus, but just couldn't get him from San Diego. I did get a lot of practice in on the bug. Still not ready to get on the air with the cootie - that's a whole different ballgame. Maybe 2 months? 73, Ted WD6TED



April SKS 2020



Fun, as always, but even more special during these times of enforced isolation. The fellowship is great; I love to see all the activity on the bands. I had a few contacts on 20 and 80m; most on 40m. My setup was the K2 at 5W to a 20m EDZ up 50' or an 80m dipole up 80'. Key is the exquisite TBFB by W1SFR. 73, Lloyd K3ESE



FB activity on 40m. TS530 and J38 key to a 4BTV GP. QSOs with following STNS.: W5ZR, W0BET, N3JJT, AC1GF, K4BAI, VE2QA, W1DV, KD5RSS, K0HNL, WB8WUA, VE3HDA, WA8TON. STAY TUNED, 73 Daryl



Nice SKS, bands were OK here in WNY. 20m had QSB fading as the band closed down. 40 & 80 were good. Rig: IC-7000 at 100w into G5RV up 25' w/ old German WWII Junkers straight key. 73, Tom KA2KGP



First time in the QRP category. Maybe not the best time to try it, with so much lightning static, but 40 wasn't bad. Thanks, all! 73, Steve KC5F



Thanks everyone, had great time. 40 meters really came alive here at the end. 73, Mike KK7H




First SKS for me in a while. Being home, I had time. Otherwise I am usually heading to bed for work. TS590. Viz 90 Deg Bug, and 40 mtr Inv Vee. 73, Scott N3JJT



Electric Co. line noise of S-9 made me miss many who called. Sorry to miss you but grateful for the many who made it in my log! Curt - WA2JSG had a great signal on 80! Still enjoying the horizontal Vizkey! 73, Ken N8KR



Good event. QSB bad at times. 73, Mark KJ4YM



Thanks to all for making this another Fun SKS! 20m was open for the first hour, then moved to 40m and there was a lot of activity there tonight! The last few minutes I tried 80 m but only got one QSO there tonight. It was nice to catch John K4BAI (QRP) on both 20 and 40 meters tonight, Thanks John! 73, Rich W4RQ



Lots of fun working a crowded 40m band. Once again using my new Green Machine SS from W1SFR, working great! Thanks for the QSO's & CU next month. 73, Roger VE3RDE




Only worked the last hour because, well, I forgot about the SKS until 01:00Z! Stayed on 40 the whole time and did pretty well considering how noisy the band was with storm QRN. Use my K3, Bencher RJ-2 key and OF dipole and 43" vertical antennas. Hopefully next month I'll remember the SKS - can I get a wake-up call or something? 73, Bill NZ0T



LOTS of stations on. Great SKS. 73, Al NE9EE



Bug got a good workout this evening! Lots of fun! 73, Ted WD6TED



ON4LDL

Hello les amis de la CW du SKCC ,
Suite à une tempête les antenne ont cassé , j'ai du refaire
ma vertical de 15 m. Il faut dire que j'apprécie le maté-
riel Américain , comme Drake Tr7 - Tentec Orion
566AT et Elecraft , je ne travaille en CW qu'avec du
matériel made USA. Voici quelques photos de mon
nouveau shack radio .

73 à vous tous aux usa : prenez soin de vous

Hello friends of the CW of the SKCC


Following a storm the antenna broke, I had to redo my vertical of 15 m. I must say that I appreciate the American material, like Drake Tr7 - Tentec Orion 566AT and Elecraft, I only work in CW with material made in the USA. Here are some pictures of my new radio shack.



construct new antenna



socle pivotant



vertical outside Europe 15
m high

73 to all of you in the usa: take



Keys + Tentec orion



Keys + Tentec orion



old TRx

care of yourself,

April Brag 2020

From WB8SDA, Carmen "Bud"

Normally I don't include comments from event submissions without photos but this is really great and one members wonderful experience with the Brag event.....editor

10 THINGS I LEARNED DURING THIS MONTH'S BRAG

1. When you are not working, you can work every day and not get in trouble with wife
2. I can use my paddle, but I can't count those contacts. Didn't matter, I still had fun. 42 contacts with my J-38 straight key being reported and 182 on my paddle, I'll be honest.
3. I started on April 1 SSS with 7 contacts then set the goal to make 7 every day the rest of the month, 224 total. Some days it was a challenge, and I went over that for the month.
4. There are a TON of GREAT Hams out there. Every contact was special, the long QSO's and the Short QSO's. YOU are ALL special. And that comes with 46 years on the air....
5. I can hear France almost every day. Thanks Bert & Paul. Worked you both at least once. And heard them several times since.
6. QSB is alive and well on all bands. No shortage of QSB.
7. After my official highly sophisticated study, there are more USN Vets than other branches on the air this month. I'm kind of partial to that and didn't slant the numbers, honest....
8. On April 29, KZ3T and I sustained a 1 hr 9 minute QSO. Unbelievable because of no QSB or QRM. And as it happens, another fellow Navy Vet. Thanks Dan.
9. You actually build friendships along the way.

and number

10. You can tell when 5pm come around, the bands get busy. Glad there are still folks out there working. Be Safe.


And 11 (bonus) Tomorrow is May 1. Actually its May 1 right now UTC. I get to do this all over again, because I don't know when I'm getting called back to work. I'll make the best of it and play radio.

All the Best to you and your Families, until next time, 73, Bud WB8SDA

April Brag 2020 II



Green Machine by W1SFR came mid month and I sure gave it a work out for the second half of the month!! Great cootie key and a joy to use!! Thanks to all for the QSOs es 73, Kenny AF4QK



Thanks everyone for the nice contacts. Bands were very QRN and QSB here but despite those conditions, I had fun as usual. Thanks to John K2IZ for the brag bonus. Thanks also to Bob AK4JA for giving me the opportunity to do my first and only transatlantic QSO so far on 60m. 73 and stay safe. Bert F6HKA



I didn't find out that I was the bonus station until the 3rd, first QSO was with N4API, last QSO, with 45 seconds left was K14NGA, in-between, well let's just say it was fun, I actually hit a 10 meter opening, worked SKCC members in Germany, Belgium, Australia New Zealand, France, and of course a few provinces in Canada. 36 total states, I tried to work other European stations but it was a case of I could hear them but they couldn't hear me. Most of my time was using a Vibroplex Presentation bug but when someone came back to me, sending very slow, I switched to the Brown Bros. dual key, iambic/straight key, I made sure we got the QSO. I feel I can say that after a couple of hours operating I am quite comfortable with the bug, everyone seemed to have no problems copying me. Quite honestly I feel that everyone should take a turn as the bonus station, couple of hours a day operating makes major improvements in your operating skills, sending and receiving, couple of hours a day and you discover a lot of features in your radio that you didn't know you had. I've added a couple of pictures, while I was operating our dog, Sofia, and the cat that I am a servant to, Lucky, both decided that since my left hand wasn't doing anything I should be able to hold and pet them while I was operating, especially the cat, I have also added a picture of my key set up, yes that is a Vibro-plex iambic with a K1EL keyer, after a month of SKCC our club is now doing a special events station, K2H, for the month of May in appreciation for all the essential workers in this time of crisis, look for further information on the QRZ page, I use the keyer for that, I have to let my hand and shoulder have a rest. 73, John K2IZ



Enjoyed working SKCC members this month and continuing to try out my new vertical delta loop. It's tuning marvelously and working stations from 80 to 6 meters. Thanks for the contacts. Continue to stay safe. IC-7300 to a 40 meter vertical delta loop. Key's alternate between a cootie, straight key and bug. 73, Bob K3ZGA




A good month. There is a lot more Hams around these days for obvious reasons. I hope when this is over they will stay more active. I like seeing all the activity. My picture this month is my other profession as Rock and Roll star HIHI. Dates back to 1965. I was in a Rock and Roll band called the Jays. I am second from the right. Notice the picture in the back wall? JFK. 73, Dave KB1WOD




Thanks to all, and to K2IZ,,great job as bonus station. 73, MIKE KK7H



I started making SKCC QSO's in March with a Junker straight key, but this month was a lot more fun because I started using a Vibroplex bug which I have owned for nearly a year but have never used. I started off with some extra weight attached close to 12 wpm. Now I can send around 15 wpm almost error free. Quite an experience! 73, Jo PG4I




Had a great time with brags this month, although condx ranged from pitiful to excellent. Tried to get 3 per day average and fell just a bit short this month. Thank you to all who I worked and looking forward to catching everyone again for May! 73, from a very wet NH, Larry N1FG



No Dayton. No SKCC booth bummer :-(
Happy Birthday
F.B.Morse ! :^) 73, Al N4OW


April Brag 2020 III



Conditions seem to be improving which is a real bonus. Lots of fun as usual and an improvement over last month. Thanks to all who worked me, 73 de Steve VK7CW # 10820S



Had lots of time outdoors here on the farm running portable tnx for all the q's. 73, Bud W8BUD



Good month for QSO's. I started using my VIS-KEY bug more often and also started using 30M.73, Gene W9KMK



I was very pleased to achieve my Tribune level award this month, just one month after the Centurion, and give the WISFR TBCP a good workout. I also made my goal of working an average of two SKCC station per day despite some interruptions. Thanks to everyone who helped out. 73, Dan W2DLC



Made most of my contacts with my TS-590SG running 75 watts, but I did manage a few with my 12-yr old Icom IC-7000 running 50 watts. Made one SKCC contact on 2-meter CW on 144.070. Vertical antenna. Always a straight key. 73, Curt WA2JSG NJ 3018S



At least face masks can't interfere with cw! 73, and thanks to everyone for a great month. Ted WD6TED

Restoring a Champion

This is a 58 year old Vibroplex Champion Bug that I've spent the last week restoring to at least some of its former glory. A previous owner had badly painted the base black (it is supposed to be gray) and all the shiny stuff was not shiny. I even cleaned up the label and repainted the "bug". 73, de Rick WQ8Q



Saving My Alpha...ugh!




What happens when your amplifier starts making funny noises? It happened to me during the SKCC WES weekend early in April. The old Alpha 86, vintage 1990, was a recent addition to the shack from an estate. From day one, it had excessive blower motor noise but a little oil made the noise acceptable but not perfect. The amp runs full legal output and the pin diode switching makes it very quiet and is full break-in on cw. Half-way through WES, the noise from the motor began to increase and within a short period of time, I realized I had a pretty severe

problem, one that could cause the amp to seize and possibly damage the expensive tubes. So, I pulled the plug, went back to the older Alpha 76 and finished the weekend event. Figuring the motor needed a good oiling I went online and found an article written in 2005 by KK5DR that addressed many Alpha 86 issues including a noisy blower motor. Not knowing of anyone who could fix it, I decided to do it myself. What a job!



You can see in the picture (once I got the cover and the 26 screws holding it on off) the blower on the left just above the tubes. The little motor that drives the blower is to the left of the black blower. Directions from the web article told me I needed to remove the tube plenum in order to access the blower. That, in itself was a huge job and



thanks to my camera, I documented everything so that I could get this thing put back together correctly! So I dug into it!



First job was to remove the 40 pound transformer. That was a simple unplug and remove 4 bolts. The transformer had a rope handle to pull it out. From there it was time to remove tubes, disconnect plate choke and tuning coil, and finesse the plenum out of the way to access the blower. Little did I know that the blower motor and assembly was glued to the bottom of the case. So I pried it out and disassembled the fan from the motor. Taking the motor apart I discovered the wear on the rotor. I cleaned everything, oiled it well but the motor would not come up to speed regularly and when it did, it was

noisy. After a full search for a replacement on the internet, checking everywhere, I realized that I had an obsolete motor. I had one promise of a new old stock motor but it never happened. So, I went to a local electric motor repair shop. After explaining what ham radio and an amplifier are, the good people at Wayne Electric Motor Service looked at it and, within a day, they called with good news... and it was indeed good news! The motor was disassembled, the bore was cleaned.

The main frame was misshapen and was put back to specs. And now the motor comes to high speed with no vibration or noise! After the long process of gluing in the repaired assembly, adding a suggested sound suppressant modification, and reassembling the amplifier, I'm happy to report that all is well and it is now like new! This is one job I hope I never have to do again! de Ken - N8KR
2020




May SKS Europrint 2020



This edition was far better for European stations than US ones. I was very glad to get a three bands contacts with friend Kare YU7AE/QRP. Always a pleasure to be here saying hello to SKCC guys! Many thanks to all for nice contacts and see you next month with great pleasure. All the best and take care everybody! 73, Bernard F5DE



Tnx all for qso.
Cndx very poor for USA but happy to have some contacts.
73, Phil F5JWH



Good fun and 20m was lively for first hour or so. Had 6 QSO's on 20m and 1 on 40m.
Nice QSO with a bonus station EA7KKL Tony SKCC 22029.
Thanks Tony, great fun !
73, John G0RDO 2133s



Hi guys, as usually no good propagation! Despite this a lot of fun thank to you! TNX 73
72 Luca IZ2XAO



Nice one, too bad 20 meter closed early but 80 was great. All contacts made with a Vibroplex bug from the eighties. Thanks for QSO's! 73, Jo PG4I



Thanks to everyone who received my weak QRP signal, special thanks for my friend Bernard F5DE for nice 3 band QSO, working from Mt. Fruska Gora 539m ASL, nr TV-FM tower, rig is FT817nd 5W output into ZS6BKW doublet antenna, using Datong FL2 audio filter and key is british military mini key. 73 de Kare YU7AE

"Stone-Cold" CW From the Past!

Gee I am envious! All you folks with your brass plated keys and me on a fixed income. Well just you all wait until this August's WES! Some rock and sticks are going to blow you away. Good Luck! hi hi! 73, Gary VE3DZP https://www.youtube.com/watch?v=jteQjdUdndY&fbclid=IwAR146hgH1zIn1wohA0q_R_vug-O1iPWjiDnRPMsVb0YPJ1qfLKPWozQhF9M




Ubitx Transceiver Accessory for Improved CW Reception

Several years ago at a Michigan QRP breakfast, some of the members were excitedly describing the Ubitx qrp transceiver that covers 80 -10 meter CW and SSB. Its popularity comes with an active users group. The group encourages circuit and feature improvements, and software “hacks” since the software is open sourced. The “kit” includes a fully populated PCB and the user solders the provided controls (volume, tuning, speaker & connectors) to supplied terminated wiring harness which plug directly to the PCB. So I bought the kit and metal enclosure and let it sit on the shelf for almost two years.

With the stay at home recommendations due to the Corona virus, and looking at unfinished projects, I commenced construction of the Ubitx. Since I bought it some time ago, I checked the website to determine what improvements might be necessary before I mounted everything in the case. Since I have a version 3 kit (Ubitx is now at version 6) there is a known production issue with the audio amp IC letting its smoke out, so I transplanted the IC with the recommended replacement. The build process went smooth, the PCB and controls all fit the pre-punched holes in the enclosure and when power was applied, it worked.

During the check out process, I noticed a loud “audio pop” as the transceiver went from transmit to receive. This is not a good feature for a CW op so fortunately a fix was posted on the internet. I installed it and the transitional pop was eliminated. I also noticed the CW side tone was quite loud so I was able to trace the side tone signal path and installed a potentiometer to successfully control its level. There were some concerns expressed on the internet that spurious signals from this version 3 may not meet purity specifications. I put the Ubitx on my spectrum analyzer but I did not see any troubling spurs. Maybe the metal box helps. This can be something to look at later. Again there are some component changes recommended on the website.



I finally attached an antenna to it and surprising made QSO's on both CW and SSB. There was a definite lack of CW selectivity. I had an Autek QF1 audio filter sitting in a cabinet. Its features include low pass, peak, and notch audio filter functions with selectivity and frequency controls. I plugged it in and of course after sitting for so many years all the controls and switches needed a shot of Deoxit. That cleaned up the control scratchiness. I added a 10k potentiometer at the audio input of the QF1

to attenuate some of the Ubitx audio since the Ubitx has plenty of audio output. After relearning how to use the QF1 controls, it adds a good amount of audio frequency selectivity for CW operation making it more enjoyable especially when a band has a lot of signals during an operating event. Other modifications made to the QF1 were to add a speaker to its case, switched in/out with a ¼ inch headphone jack, and I removed the QF1 power transformer since I could hear some hum in my headphones. So now the Ubitx and QF1 operate from 12v DC. Looking at the schematic of the QF1, it basically consists of op-amp audio filters. I've seen many similar designs in handbooks and published articles so if you wanted to build your own filter, it's easy to find an existing design. Now when using the Ubitx for CW operation it's easier to differentiate between



close signals. It's not quite like a 500 Hz crystal filter, but it's a worthwhile CW improvement.



Since the Ubitx operating software is open sourced, KD8CEC wrote operating firmware that includes computer control of the Ubitx. The firmware CAT mimics the Yaesu 817 and it communicates nicely with AC2C's SKCC logger program.

So I've found that an audio CW filter really helps a radio with SSB selectivity. There are other feature additions and modifications listed on websites. But for me the addition of the CW audio filter help make this radio much more enjoyable to use.


Lee
N8LJ
9954T

Doing a "Re-restore!"

So, I recently acquired an actual barn find key, literally from a barn and it looked like it. This key had been previously sort of restored and had been painted black. Most of the nickel plate is gone, but everything was there except the DOT spring was broken. Given the condition I decided to do a re-restore(is that a word?) on it as the original condition was just too far gone. Striping the black paint off I was able to tell it was once the original dark cobalt blue the older model 4s were painted. I think I got pretty close on the repaint based on what little paint was left on the bottom (which I did not remove). I completely dissembled the key, cleaned it figuring the exposed brass would patina out and look really nice with the 15% or so remaining nickel plate. I have a new DOT spring coming from Vibroplex and of course the feet are new. Racer was an appropriate name, even with the two weights it's still faster than my Morse abilities can appreciate. S/N is 61262 73, Brian KQ4MM



WES May 2020




Last weekend it was sunny and 70 degrees so I thought I would work this Wes outside. Threw a dipole in the trees, set up a table and chair and drove a ground rod to be ready for this weekend to work qrp on battery power. However when Sat. morning came it brought four inches of snow and a temp. of 22 degrees. Worked from home using my old J-38 on Sat. and on Sun. my new (to me) a WW2 military J-12 I just got this week from KQ4MM. Thanks to Jeff K9JP, who hung in there to complete my week signal qso. Hope to get out in the fresh air next Wes. My new (to me) J-12. 73, Frank AA2XB




Not many time of traffic for this edition but I was very glad to have contacts with 4 new members and to be called by Rob GD4RFZ being my country #77 for the SKCC DXCC! The attached photo was taken when visiting my son in Paris, he lives just near the highest underground station of the city called "Telegraph" because of the first attempts with the Chappe telegraph around 1794 in this hill of the capital city. 73, Bernard F5DE



Most of my activity was on Sunday and my arm and shoulder are feeling it. The pic shows my tired arm. Was hoping to get enough contacts to reach Tx4 but missed that by 1. One! Getting a lot harder to find those new C, T and S, especially considering that I cannot seem to get out on 20 meters and so miss most of the western side of NA. Also only worked one new bonus member. Had some storms roll through with made things interesting. This was fun. Hope that that bonus members got a lot of contacts for their C or T. 73, Joe AA8TA



Very bad condx this WES. Look forward to the next WES! 73 es stay



Enjoyed the WES again. Special thanks to F6HKA, Bert, for being my first DX CW Contact. 73, Randall KG5IEE



Always a fun time, I don't know why I let so much time pass between them. Great group of ops and it was a pleasure to work those I could (my J-38, it's been my favorite straight key for many years now). 73, Mike AC0PR



Only Saturday operation for a few hours. Very interesting to see there is lots of activity when the sprint just started. I love it! Most contacts on 80 and 40m and Bert, F6HKA, on 20m. Lots of fun! Thank you so much everyone. See you in the next SKCC event! 73 AC2RJ, Ruben.



New digs in Florida. Can't operate from the condo but I am permitted to set up my CrankiR in the nearby park where I can operate from the car. Not the wonderful station I had back in CA but still gets me on the air for fun. 73, Brad AI6DS



This WES had it's high-lights and lowlights. High wind gusts of 40-50mph caused much anxiety. I was worried about my dipoles coming down. I had to go out and adjust my guy ropes during the storm. By the way, we got SNOW Saturday morning. Luckily everything survived. RTTY Saturday night ruined 40m from about 4PM to 10PM local time. High-lights were working W3EX, VK7CW, VK5HA A, and GD4RFZ (Isle of Man) for the first time. Canadian stations accounted for 22 of my QSOs. 20m had some short skip going... worked PA twice and heard NY. Not much activity on 80m. Nothing on 15m, 10m, or 6m. Photo shows my 36' mast mounted on a small hill, gives me about 40' of total height. I attach one end of my 40m dipole to the top of the mast. Photo doesn't show top section of mast too well, but mast extends up into the trees. 73, Bob AC1GF



Thank you for all the nice contacts! I hope the bonus points of our club station DK0SU helped a bit. CUAGN, 73 Tom DK0SU/DF7TV

WES II May 2020



Lots of other activities this weekend, but did manage to get on the air for a fair amount of time. Thanks to all who provided an opportunity to search and pounce! Some SPCs remain elusive, but that is part of the fun and satisfaction. 73, Mike AD0YM



Just did a couple hours on Sunday. All QSOs 40 m. YouKits HB-1B 4 watts to end-fed wire. Key is Vibroplex Vibrokeyer wired as side-swiper. 73, Steve AI9IN




Thanks to all for Qso, poor conditions with Europe during this Wes. 73, Phil F5JWH



Good fun had on the old keys but conditions poor. Saturday best but with contests making it a challenge HI. Sunday I found very few WES sigs. 73, John G0RDO




Thank you everyone for the QSOs. The conditions were not very good and a lot of QRM due to many thunderstorms surrounding. Lots of new stations in the log. I could contact 13 bonus



I was on and off Sunday afternoon and evening, mostly on 20m and the band was a bit all or nothing. Signals ranging from 589 to 229 with no apparent regard to distance or direction. WES is one of my monthly highlights, thanks all, great fun as usual. 73, Peter GM0EUL



Got up to N. Dakota early Friday afternoon and got a pretty good set up. 3 antennas and set up as posted in the IO group. Good cell service which was a bonus. Was not feeling real well, but darn, lot of people depending on me. The weather report was not good, and it started to rain and blow that night and I got to feeling much worse. Woke up with lots of pain at 1 AM, and figured I probably ought to get out of there while I could. Turned out to be a 8 hour 500 mile trip to get to where I was. So, loaded everything at 2 AM with a head lamp. Made it as far as Wheatland, and decided I'd better get into an emergency room as the pain was intense by then. Kidney stone - had surgery this morning and just got out of the hospital. Anyway, loved it while I was up there, and will go back - maybe without the WX and health issues next time. My apologies to folks wanting that QSO on Saturday and Sunday! 73, John K0FTC/0



Family came first this weekend but still able to pu in a few hours. Bands 20 and 40 were cooperative. Fun theme and good to see the new members. It's this kind of thing that will encourage them to participate in future. And these SKCC events are great during the world lockdown. Thanks to the members who participate and especially to the coordinators who make this club what it is. 73, Ralph K0RO



Lots of fun, as always. 73, Paul K1TB

WES III May 2020




Had some free time this weekend & so spent about 5 hours for this WES. I spent all of Saturday & most of Sunday on 20mtrs. But got the last hour or so on 40mtrs. I used my Collins 32S3 & 75S3C for this WES along with my Frattini Bug. In the picture it's the Collins transmitter & receiver on the bottom. Unfortunately, the 32S3 went south on me, so I spent considerable time making repairs to it on Saturday! LOL, these things happen with older tube gear! 73, Steve K2FW



Another great weekend event. I hope it found everyone safe and well. A highlight for me was working Craig, G0KVL, Carlos, CT1BQH and Phil, F5JWH. I used my IC-7300 at 100 watts into a 40 meter vertical delta loop. All but two contacts were made with a J-38 recently acquired and cleaned up. 73, Bob K3ZGA


Only one bonus station: N0KLC #22306 LIMITED TIME ON AIR DUE TO BASEMENT SUMP PUMP FAILURE AND REPAIRS. STAY TUNED, 73, Daryl K9QEW



WHOA! What fun that was. Conditions ranged from bad to great, and I had contacts from 10-80m. My newest antenna, an 80m dipole up 25m, joined my 20m EDZ up 15m as another stellar performer. Hard to believe they're just pieces of wire. Rig is my Elecraft K2 at 5W, and the key is a TBFB cootie, by W1SFR. The WES is always a great deal of fun, with a lot of activity by a really superb, skilled, and supportive group of operators, but this has all been magnified by the situation we find ourselves in, regarding the need to stay home, to help keep everyone safe. More activity is the result, and we all benefit. Thanks to everyone who dug out my signals, and to the ones that tried. 73, Lloyd K3ESE




Sorry so late entering my score- Just got finished answering the mail on many operating endorsements. I received 4 new TX8 submissions as a result of this WES. Congratulations to all those who attained new operating achievements. Was great working 29 New Members. We have fabulous cw operators throughout our ranks and the recent joiners are no exception. Saturday 20 stayed open late westward and snagged VK7CW and ZL2BLQ on 20 just before 0400Z on Sunday. Thank you to all of the callers especially the patient ones who had to battle QSB at times. Glad we made all those small signal QSO's. Conditions could have been better on Sunday- Mothers Day and poor band conditions held down a normally slower Sunday. Pix shows new Heathkit SA-2060 Tuner, A1-80 KW AMP and TS 590S along with Bunnell Brass Key and Vibroplex Chrome Original + New QSL Card. 73, Phil K3EW



Nice activity. 38 bonus member QSOs. Missed only ND again this month for WES WAS. 20 was had long stretches of rapid fading, but a little E skip on 10 helped keep things interesting. 73, Chas K3WW



80-40 & 20 had very low noise floor yesterday & 40 was in good shape again Sunday. Everyone stay safe & hope to see everyone next month. 73, Larry K8TEZ




Another fun WES weekend. A few good openings for dx. Nice to work new member Craig G0KVL. Don't often work the UK stations. Another highlight was a 10 meter QSO with Bill NZ0T. Had 6 QSOs with new members. Thanks all. 73, Randy K8ZAA


May WES IV 2020



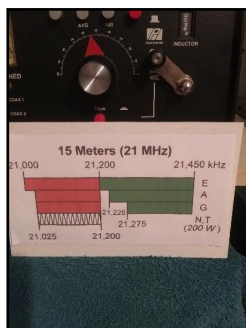
I used this WES to check out most of my older rigs; I made contacts on my drake T4XB/R4B, HW126, DRAKE 2NT. also my qrp plus rig and my k2. Good fun. 73, Bob KA3OCS



Great fun again guys. 80 was not to good this month, only 9 there. 40 was pretty good and got Steve AUS and Malcolm MB for the only 2 DX contacts this month. Running 70 watts to the 80 meter inverted vee and the trusty old IC 7410 again. Got 3 bonus stations and great to hear you new members on the contest. NEW BLOOD! 73, Allen KA5TJS



Did not hear a lot of the new members. Nice to hear anyone with the conditions we have. Thanks to those who worked to make this happen! 73, Carl



I cut my 20M Inv-V down to a 15M Inv-V. That may have been a bit soon. Band condx on 15M was vry poor. Only had one Contact. TNX 73, Ray W5TMT



Greetings and thank you all for the nice WES. Alinco DX-SR8t, running 100 Watts. Antenna is Attic Dipole at 25 feet. The key is navy flame-proof. Thank you and 73, Sergey KD9EBS




Really enjoyed this WES. Thanks Larry AH6AX---my QSO with you completed my requirements for Tribune. 73, Donnie KI4DT



Fun as always. Used a nearly 50 year old flea market beater FT301 that has been refurbished during isolation, and the 1942 Vibroplex Lightning as it was VE weekend. Thanks for everyone's patience as I finished out my 100 bug QSOs for TKA. Time to build that cootie. 73, Scott



Great fun. This will take me from C to T. Gotta getta toga with my call sign and SKCC number! 73, Dave KF4AV



Had some antenna problems so not being very serious just having fun. Only had 40 and 20 with antenna in fixed direction but conditions seemed good. 73, Brian KF6C



Only one bonus station this weekend. Thanks for the QSOs and hoping all are well 73, Dave KB1WOD



Covid-19 isolation played to my favor this May 2020 Sprintathon weekend. While the XYL found some ways to pull me away from the Ham shack, I was able to work late into Saturday night (does 2:15 a.m. local count as late?), and I was able to start early on Sunday (7:00 a.m. local). I left some gaps of time for the straight key to cool off but it started to smoke from being really busy within the last half hour of the weekend. It was great to have 4 new members listed on my log for the weekend. Thanks SKCC for great fun in Covid-19 isolation! 73, Ken KD2KEH

May WES V 2020




This is my fourth WES and it was my best yet. Thank you to all who participated and for those who organized the event. My first WES, 11/2019, only 9 contacts; 12/2019, just 3 contacts; 4/2020, 24 contacts, and this month my personal best: 33 contacts! Well, nothing to boast compared to the champions, but I'm happy. I'm still feeling pretty new to CW -- just 7 months -- and thanks to SKCC, my comprehension and abilities are improving! I recently earned my "T" and I made my first ever CW DX to Europe (AND with QRP! Thanks Bert, F6HKA). Setting up for this WES was challenging because I am moving, so all my big permanent antenna are packed, so I set up a Buddipole Vertical on my deck for 20m and a SOTA wire dipole for 40m. I ran QRP, mostly on battery power and solar. Still, I was happy with the signal reports on my compromised antenna situation and power levels. Sadly, I only heard and worked one (1) new member station, but I still had a great time searching, pouncing, and wearing my wrist out calling CQ :) I'm eager to try a Bug! 73, Derek KJ4BQS



Had a lot of fun, only snagged 5 out of 811 bonus stations. I did snag the elusive WAS-S award, thanks to John, K0FTC/0,ND and Pete, NM5PS, NM. Thank you to all that helped. 73, Mike KK7H



Spent most of Saturday putting antennas back up after 90 mph winds on Monday. Sunday afternoon the grass had to be mowed so I didn't get to be on the air much. Had fun anyhow 73...Bill




Used the QCX on 40 Mtrs at night 4.0 watts output. Had some great contacts, enjoyed the little time I had, but great "getting out" of the house! Congrats to new SKCC member G0KVL, #21925, Craig on 20! 73, Paul N5PT



VY poor PROP on this side (SNAFU). TA33 - Home-made DSK + 1938 Speed-X Les Logan T-Bar bug Model "501L" (SN: E1 weird, proto?) TU everyone for the QSOs. Take care & Stay safe BCNU 73, Walt LW3EX - ...ZUT!



Fabulous time this weekend. Looking forward to next time! Thank you to everyone's advice and patience with this QRS first timer. 73, Ed N4EWF




Operating portable from the lake where it's windy and cold! Mobile vertical antenna with a 12 foot stinger and 2 extra radials helped the Icom 7100 along! Fun to surprise Mark-AA9MU, who lives across the lake, with a 50+over signal! 73, Ken N8KR



NOT MUCH TIME THIS WEEKEND WITH WORK AND MOTHERS DAY. C U ALL IN JUNE. 73, DAH KS3KCC

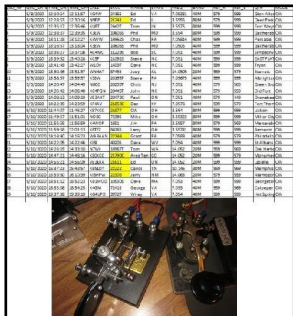


Very poor conditions at my QTH. Did manage a QSO on 10 and two on 15. 73, Al N4OW



Very much enjoyed this month's WES and worked several new members for bonus. Great idea for bonus stations this month! Ran my IC7300 at 75 watts to OCF dipole on 40 meters and horizontal wire loop on 20 meters. Primary key was a VIZ vertical bug with a GHD straight key used a couple of times. Tried 10 meters periodically but no luck. Thanks to all. 73, Dick N5KIP

WES May 2020 VI



Call Sign	Frequency	Band	Mode	Notes
W1ABC	14.100	17m	SSB	
W2DEF	14.200	17m	SSB	
W3GHI	14.300	17m	SSB	
W4JKL	14.400	17m	SSB	
W5MNO	14.500	17m	SSB	
W6PQR	14.600	17m	SSB	
W7STU	14.700	17m	SSB	
W8VWX	14.800	17m	SSB	
W9YZA	14.900	17m	SSB	
W0BCD	15.000	17m	SSB	
W1EFG	15.100	17m	SSB	
W2HIJ	15.200	17m	SSB	
W3KLM	15.300	17m	SSB	
W4NOP	15.400	17m	SSB	
W5QRS	15.500	17m	SSB	
W6TUV	15.600	17m	SSB	
W7WXY	15.700	17m	SSB	
W8ZAB	15.800	17m	SSB	
W9CDE	15.900	17m	SSB	
W0FGH	16.000	17m	SSB	
W1IJK	16.100	17m	SSB	
W2LMN	16.200	17m	SSB	
W3OPQ	16.300	17m	SSB	
W4RST	16.400	17m	SSB	
W5UVW	16.500	17m	SSB	
W6XYZ	16.600	17m	SSB	
W7ABC	16.700	17m	SSB	
W8DEF	16.800	17m	SSB	
W9GHI	16.900	17m	SSB	
W0JKL	17.000	17m	SSB	


Tried to work as many 21536+ Stations but the propagation was poor at my location and my Trib-ander is broke. Used an 80M INV V and an INV L for 40, 30 and 20 which is much noisier than my Tribander. Thanks for the QSO's. 73, Rick N8XI



Thanks to all for the QSO's. 73, Steve NN0SS




QSB qsb qsb QSB qsb QSB! Image attached of my Signal Electric rattle key. Yes it rattles when my heavy, excitable fist pounds on it. My keying technique is an adaption of European style. Key is mounted on a Hammond aluminum project box weighted with a piece of horse stall rubber mat. Knob is homebrewed - it helps me keep hold as the key dances around the table hi hi. 73, John VA3KOT



It was nice to join in the fun this weekend, even if time was limited. Great to hear familiar calls. 73, Marty N9SE




Thanks to all for the QSO's. 73, Steve NN0SS




Got my goal of 100 QSO's despite time out on the lake (we live on Table Rock Lake) Saturday and Sunday. Used my K3, Bencher RJ-2 key and OCF Dipole, 43' vertical or 2 element quad at 40' depending on band and condx. Nice to work VK7CW on 40 and a couple of stns on 10 meters. Also WW1USA on 80M from the Liberty Memorial in my home town of Kansas City. 73, Bill NZ0T



Argo 6 418 amp 90wts g5rv.. WOW-i had 2 qsos above 21536.. agn, more new monthly mbrs.. gud deel... more QRM makers- hi hi.. not much time for me, had to be in my machine shop to make parts for the SKCC new green cootie for W1SFR. Steve.. chk that site out... agn, tnx to skcc board.. it must stay busy for them.. so, u all take care and see u in June..ha-just more QRM.. hi hi.. 73 c u dave Larsen n9zxlqrp@gmail.com 65T



This WES was quite unique for me, 20 meters stayed open towards the US until one o'clock after midnight on Saturday. This allowed me to finalize my QSO's for the Tribune award. It was quite a thrill! 73, Jo PG4I



Thanks to all for QSOs. Special thanks to KS7KCC for bonus on three bands. Great to have recent member VA1VO as another Nova Scotia representative. 73, Ben VE1AHX




This was a fun WES cut short by prep for a colonoscopy. 73, Nee




I'm not unhappy with 9 QSOs. I appreciated finding folks willing to work at my slower speed and at the same time I worked a couple stations glad that I offered them a slower speed. I do feel like I am getting better, but I'm not at a speed I want to reach yet. I was thrilled to work DK0SU, my first GER CW QSO. And I was shaking when I worked W0GV on 10M. It has been so long since I made any contact on 10M, let alone CW. Thanks to all the stations I worked and the few who really tried but we just could not make it work. 73, Ken N9KJU

May WES VII 2020




Well that sure was great fun! I haven't had a score that high in quite a few years. Conditions were great on 20m and 40m. It was fantastic to work a lot of members I had not worked before and some new members as well. I used my 1953 Vibroplex Presentation bug for most QSOs and my Vibroplex (Alabama model) Blue Racer, for calling CQ and the occasional faster QSO. Thanks to all who worked me and took the time to listen out for VK. 73 de Steve VK7CW # 10820S



In and out all weekend, and conditions were "out" for some of my "in". But activity seemed to be very good again this month. Many of the slower senders were doing a great job with the sprint environment. I suspect there has been a lot of practicing during the recent extra time at home. Thanks to all. 73, John W1TAG



thanks to the ones that have receive antennas for working me best 73, Bud W8BUD



Saturday, I set up an MFJ-2982 vertical in strong gusty wind, 1 degree Celsius and snow in the air. But 20 meters worked good, well into the evening. On Sunday, quite a bit of QRN but it went well. The highlight was a QSO with Gabriel LU7DD, my longest distance so far in CW. Lots of fun, thank you all, 73, Robert VE2KZW




Antenna connection faulted, missed several QSOs. Contest fun to participate as always. 73, Ed VE3E-



Enjoyable contest. I had several good runs and worked one bonus station, KS5KCC, the Op's name was CW. Listened in on 10 Meters several times but did not hear any activity. I hope to use many of these contacts for my tri key award. 73 Gene, W9KMK



Great weekend. It was so good to see and hear and work so many "new" members - I have 17 bonus member QSOs in the log and know some of you have a lot more. Congrats to all for a fun weekend, especially you "novices" to cw who took the plunge, challenged your comfort zones, and went QRV even though you might have done so with fear and trembling! Semper cw. 73, Dave W1DV



Band condx were pretty good. Had Q's on 160-10 except for 15. Only wrked 2 high number stations - my first (KF4AV) and last (WA3AAN) contacts of the event....but then I only had 37 contacts total. K3 Line to 160 meter horiz Loop at 50'. Keys: My seldom used Brown Bros. ST-A and the Vibroplex Presentation cica '56. No sideswiper this time. 73 de West Virginia Dave W3NP



Nice to see a lot of participation. The bands were not super great, lots of heavy QSB at times. Had a good time. Thanks to all for a good event. 73, Steve W6WU



lotsa fun, gud band condx on 10m, 20m, didn't hear/see many bonus stations, where were they? 73, Stan W6SMF




Photo shows my SC operations central! Old TS 430S, nameless key and 1990s HP laptop. At left center is air pump and valve to pneumatically switch my 80/40 M dipole. Not shown are the home brew switches, up in the air of course, made from plastic syringes. Works great. CU from CA next WES. 73, Phil



It was a cold, windy and rainy weekend in northeastern Indiana. A great weekend for ham radio and the Sprintathon. 73, John W9WN

May WES VIII 2020



Handed out many new member bonus points. Did you get one? I worked 70 stations in 5 countries, France, Portugal, New Zealand, Canada, and USA. All with a 134 foot long wire strung up on the wooden fence in the back yard up a whopping 5 feet off the ground. And I didn't fry any birdie feet or kill any squirrels with my 100 watts. Who said you need a multi-element beam, sky-scraper tower, and power sucking amp? See all of you on the air! Stay safe! 73, Jack W9YY



Ran 75 watts from my TS-590SG using a Kent Straight Key (great combination) into a multi-band vertical. Used 40m and 20m for a total of 30 contacts. Always a fun sprint. Only worked one member that fell into the new-member category. Curt WA2JSG NJ 3018S



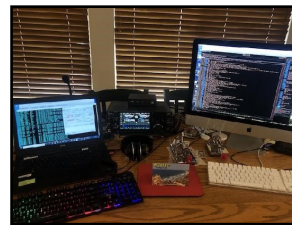
Didn't have the full weekend for this one, but I got in there as much as I could. My 40 meter yagi fell down during the event. I found that band conditions were mostly terrible. 40 was nearly useless with all of the RTTY. Used the Collins Gold Dust Twins (75A-4/KWS-1) for the entire event. Keys used were mostly the Begali Sculpture Swing Cootie and the Intrepid Bug. The Cootie accounted for about 90 percent of the QSO's. All in all not my best, but still a lot of fun. 73, Mike WB0SND



Not much time this weekend with work and mothers day...cu all in June 73, Greg WA3GM




Thanks to everyone for all the good CW QSO's. Happy Mom's Day to all the Mothers. Pic is of a recent storm moving into Mustang, OK. It didn't amount to much here but caused some damage in SE OK. 73, Gerald WA5AFD



Most of the contacts were made on Saturday. Started slow with a lot of QRN most of the day. Then Saturday evening this really picked up. Sunday I made a couple but mothers got the priority. You might notice a \$5 bill next to my bug. Yes, it costs me \$5 to keep the contacts clean hi hi. 73, Ted WD6TED

OPERATOR'S PARALYSIS or WRITER'S CRAMP
comes like a thief in the night, and almost before you are aware of it you find it impossible to send any kind of readable Morse. **TELEGRAPHER LINIMENT** will stop the ravages of this terrible disease, removing all stiffness and soreness from the arm almost instantly. Where directions are followed implicitly **TELEGRAPHER LINIMENT** never fails. Price, post paid, \$1.00 per bottle.
Fraternally yours,
F. J. McDANNELL, OWOSSO, MICH.

Just casually hit the radio every so often fishing for contacts. As always, great friends, great time. 73, until the next one!



My new to me toy..73, Andy 2E0EVL

World Amateur Radio Day

World Amateur Radio Day is being observed on Saturday, 18 April. Timothy Ellam, President of the International Amateur Radio Union (IARU) shares his views on why the day is important and how amateur radio plays an important role in improving lives worldwide.

What is the significance of this day to your association and members?

Every April 18, radio amateurs worldwide take to the airwaves in celebration of World Amateur Radio Day. It was on this day in 1925 that the International Amateur Radio Union was formed in Paris.

Amateur Radio experimenters were the first to discover that the short-wave spectrum — far from being a wasteland — could support worldwide propagation. Amateur Radio pioneers met in Paris in 1925 and created the IARU to support Amateur Radio worldwide.

Since its founding, the IARU has worked tirelessly to defend and expand the frequency allocations for Amateur Radio. Thanks to the support of enlightened administrations in every part of the globe, radio amateurs are now able to experiment and communicate in frequency bands strategically located throughout the radio spectrum.

“Today, Amateur Radio is more popular than ever, with more than 3,000,000 licensed operators!”

From the 25 countries that formed the IARU in 1925, the IARU has grown to include over 160 member-societies in three regions. IARU Region 1 includes Europe, Africa, the Middle East, and Northern Asia. Region 2 covers the Americas, and Region 3 is comprised of Australia, New Zealand, the Pacific island nations, and most of Asia.

The International Telecommunication Union (ITU) has recognized the IARU as representing the interests of Amateur Radio. Today, Amateur Radio is more popular than ever, with more than 3,000,000 licensed operators!

April 18 is the day for all of Amateur Radio to celebrate and tell the world about the science we can help teach, the community service we can provide and the fun we have. Some of the activities we have planned can be found [here](#).

Today, digital dominates every aspect of global communication. Where does amateur radio fit in today's communication ecosystem?

Amateur Radio still makes use of the oldest form of digital communications: Morse Code or CW. In addition, the Amateur Service utilizes a number of digital modes for weak signal HF and VHF/UHF propagation including many which have been developed by radio amateurs, such as Nobel Prize winner, Joe Taylor, K1JT. Over the years, the Amateur Service has been at the forefront of developing new modes of communication and will continue to do so in the future.

In what ways are you seeing amateur radio operators contributing to the fight against COVID-19?

Radio amateurs have a long history of community service. You will find radio amateurs involved with emergency communications and working with emergency services to provide communication when required. This is as true in developing countries as it is in developed nations.

Radio amateurs come from all walks of life and I know many are participating in the community to serve us during this time of crisis whether that is in the medical services or helping keep supply chains open. In these days of social isolation, radio amateurs have also been contacting those who are shut in to check on their welfare and just to pass the time of day. Amateur radio offers a unique way for us to maintain our social contacts while remaining physically separate from each other.

“Amateurs have the equipment, the skills, and the frequencies necessary to create expedient and efficient emergency communication networks under poor conditions.”

Many radio clubs and national societies are activating local repeater and other emergency communications networks to be prepared should the need for their services arise. Now is a good time to get on the air to exercise our equipment, our skills, learn something new by trying a new band or mode, and expand our circle of friends. In fact, in the last month, there has been an unprecedented interest in the Amateur Service by the public and many of our member-societies are offering on-line courses to help them get licensed.

During a disaster, amateur radio operators can be vital first responders. What support do they provide to the affected communities and what role do they play in disaster risk reduction efforts?

Radio amateurs have a long and proud history of providing communications to alleviate suffering in the wake of natural disasters. With only a low-power HF transceiver, an automobile battery, and a piece of wire for an antenna, a skilled operator can establish communication from almost any location. Amateurs use their VHF and UHF allocations for many applications including local networks that operate independently of the commercial telecommunication infrastructure and continue to function when regular communication links are disrupted or overloaded.

Amateurs have the equipment, the skills, and the frequencies necessary to create expedient and efficient emergency communication networks under poor conditions. They are licensed and pre-authorized for national and international communication. And all of this comes at no cost to the served agency, whether that is an arm of government or a disaster relief and mitigation organization. We have developed a [guide](#) for our member-societies to assist them in helping provide support.

How is your Union’s collaboration with ITU important to improving lives worldwide?

The IARU was admitted to the work of the CCIR, the forerunner to today’s ITU Radio-communication Sector (ITU-R), in 1932 and has been contributing to the work of the ITU ever since.

As a Sector Member, the IARU participates fully in the relevant ITU-R Study Groups and Working Parties. This makes us one of the longest-serving sector members in ITU. The IARU is also a Sector Member of the ITU Development Sector (ITU-D) and participates actively in Study Group 2 on issues related to disaster communications and human resource development. We have also worked with many ITU initiatives including Emergency Communication Workshops, the Smart Sustainable Development Model and joint IARU/ITU training sessions for regulators, to name a few.

“We recognize very well that what amateur radio means to one generation does not mean the same thing to a younger generation.”

We are pleased that ITU recognizes the value of the Amateur Services in times of crisis and we are equally proud to assist ITU with the goal of improving lives.

Your association is looking to remake amateur radio for the 21 century. What are some of the plans that you have?

The Amateur Service has changed and will continue to change. We have always adapted to new communication challenges and been among the first to embrace new technology. We will continue to do so.

We find now that the world moves at a much faster pace and the demands on spectrum require us to move quickly and to adapt and work with other communication services. We recognize very well that what amateur radio means to one generation does not mean the same thing to a younger generation.

IARU is actively engaging through programs such as the [Young people on the air](#) (YOTA) to ensure that there is a next generation of amateur radio enthusiasts. We are looking forward to embracing new communication techniques and utilizing our spectrum above 144 Mhz for networking and linking amateurs during communication emergencies.

One thing that will not change is our interest in advancing the art and science of radio communication as we move into the next century.



You have to drink it in small sips. One long, one short, as many as you wish, but keep an eye on spacing. Speed?... follow your taste. 73 & Dx de LU5WE ...ZUT...Cw forever

New Member Orestes CL3OR




Aqui le envio una foto de parte de mi estacion. Y quedo muy agradecido por tanta amabilidad.

No se preocupe que nos encontraremos en el aire. Afectuosamente CL3OR. Orestes No 22215. 73.

Here I send you a photo of part of my station. And I am very grateful for such kindness.

Don't worry we will meet in the air. Kind regards CL3OR. Orestes No 22215. 73.



RemoteHams in Action!

Had my first contact yesterday at the grocery store taproom using RemoteHams software. Was super cool and conformed to straight key policy!! I sure got a lot of questions. Looks like an opportunity to spread the news of CW in my social circles!!

Big thanks to N1MHV for the good write up, and thanks to K8AQM for publishing in the newsletter!! 73, Andy AC8SV

Hambone and SWR

Jaimie Charlton AD0AB #9667S

“Hi Hambone, I haven’t seen you for a while, how’s that new antenna doing?”

“I’ve been pretty busy with a new part time gig, but I’ve had some good luck Dxing. I worked Western Kiribati and Fiji both with that new antenna. But, Elmer, I’m a little concerned that it is not the high quality antenna I thought it was.”

“Why is that?”

“Well, my SWR meter shows it has an SWR on 40 meters of 1.6 to 1 and a whopping 1.9 to 1 on 20 meters. That tells me it may really be a pretty poor quality antenna. What is SWR, anyway?”

“Remember, Hambone, SWR stands for Standing Wave Ratio which is short for VSWR or Voltage SWR. One thing it isn’t is a measure of the quality of an antenna. In fact, it’s not a measurement of an antenna at all!”

“How can you say that? All antenna ads always boast how low their antennas’ SWRs are. It’s like golf, the lower the ‘score’ the better.”

“Yeah, I know, they’re just trying to pander to the hoi polloi of ham radio. VSWR, or SWR is actually a transmission line effect that occurs when the characteristic resistance of the line doesn’t match the impedance of the antenna at the operating frequency. It does not indicate how good a radiator an antenna is.

To really understand what SWR is you must first understand how reflections occur. This is one of the closest things to smoke and mirrors you are going to run into in radio - especially the mirror part. So, stick with me.”

“I’ll try but, what’s that about mirrors?”

“There’s no looking glass here, Hambone, but like Alice, we’re going to see some very strange things. Let’s start with the transmission line that goes from the output of your transmitter to your antenna.”

“First off, all transmission cables have a characteristic resistance that is measured between the two conductors, not end to end. Sometimes, you will hear the term characteristic impedance or just impedance when describing transmission line. These are all the same thing.

For example, there’s 50 and 75 ohm coax, 300 ohm twinlead, 450 window line and 600 ohm ladder line to name a few of the most popular ones. But, if you try to measure the characteristic resistance with your multimeter, you will not get those numbers. That’s because the characteristic resistance exists only at high frequencies. Not only that, this resistance does not result in any power loss. I said this would get strange.”

"I see, Unck, that's why there's different types of cables like RG-8 or RG-59. But, how does this relate to SWR?"

"I'm getting there. Let's start with a very long piece of cable, say 50 ohm coax connected to a 100 ohm resistor load at the far end. At our end, we have a transmitter that puts out a single very short 50 volt pulse. Since the cable's characteristic resistance is 50 ohms, the current associated with that pulse is 1 amp."

"Why is that?"

"Simple Ohm's Law, $I=E/R$, Hambone. 50 volts applied across 50 ohms of characteristic resistance results in a current of 1 amp. You see, resistance can also be thought of as the ratio of voltage to current in a circuit. Since the pulse is very short and the cable is very long, the pulse doesn't 'see' the 100 ohm resistor at the far end, yet."

"I don't get it. You applied a voltage to the cable, but it doesn't cause any current to flow in the load resistor at the far end?"

"Yes, Hammy, that's right. It happens because the pulse is very short and, although it's traveling fast down the cable, it takes some time to reach the end where the load resistor is. In fact, our pulse is so short that it ends before its leading edge reaches the load."

But the pulse eventually does get to the far end and encounters the 100 ohm resistor. Now we have a problem. How can we have a pulse whose voltage to current ratio is 50 (ohms) suddenly have a voltage to current ratio of 100 when it hits the 100 ohm load resistor?

We explain this by saying that some of the 50 volt pulse and its associated current is absorbed by the resistor and some is reflected back towards the source. That is, we sort of create a new pulse at the load that travels back towards the transmitter. We call this reflected pulse a reflected wave."

"So, Unck, you're telling me that we have two different pulses going opposite directions at the same time on the same cable?" A tone of incredulity clearly evident in young Hambone's voice.

"I said it was going to get strange. But, yes. You can see the same effect in a very still swimming pool. If you slap the water at one end, you create a wave that travels towards the far end. The wave doesn't change much until it hits the far end of the pool. There it splashes up on the wall. Some of the wave's energy goes into the wall, but some of the water falls back and starts a similar, but smaller wave coming back towards you. A reflected wave has just been created in the water. Now, if you keep slapping the water at a regular rate, you will send a continuous stream of waves that also gets reflected."

"That's nice, Elmer, but where does the SWR come in?"

“If you close your mouth and open your eyes, you will see that your out-going waves and reflected waves interact causing some waves to be larger and smaller along the way. Further – and this is the amazing part – those peaks and valleys of wave heights stay in one place even though the waves causing them are moving and moving in opposite directions!

You might say that those waves are *standing* still. You might even call them *standing waves*. In fact, you might even measure the height of the big ones and divide it by the height of the small ones and call it the *standing wave ratio*.” Said Elmer, smiling slyly.

“Whoa, very tricky how you snuck that in! But how does it relate to my antenna?”

“Here’s how. The fact that the wall reflected some of the power in your swimming pool wave does not indicate that it is a poor quality wall. The wall absorbed as much power as it could and sent the rest back. If the wall sloped gently up from the water, like a beach, it would have absorbed more power and the reflected wave would have been smaller.”

“I get it!” exclaimed Hambone. The amount of reflected waves, or standing wave ratio, doesn’t say anything about the ‘quality’ of the wall or beach, it simply says that something is there that is different from water.”

“Yes, Hambone! And your SWR meter is simply saying, *at that frequency*, your antenna’s input – or driving point impedance - is different from your feed-line’s characteristic resistance. It doesn’t say anything about how much signal your antenna is putting out.”

“But why does my SWR change when I change frequencies? My transmitter, coax and antenna don’t change.”

“It’s true that your transmitter and coax don’t change, but the length of your antenna and all of its characteristics do. That’s because antennas are not measured in inches and feet, but in wavelengths of the operating frequency. It is a little like we’re measuring with a rubber yardstick. A 17 foot vertical antenna is about half a wavelength tall at 28.5 MHz (10 meter band), but only a quarter wavelength tall at 14.25 MHz (20 meter band).

Physically, this is the same antenna. But electrically, because we are operating it at two different wavelengths (i.e. frequencies), it appears to be two entirely different antennas. From the point of view of your 50 ohm coax, the antenna is a sloping beach at 20 meters and a solid wall at 10 meters.”

“So Elmer, you’re telling me that SWR merely indicates how well my cable matches my antenna and not how well I’m getting out?”

“Yes. Let’s try an example. Say that you have a length of 50 ohm coax connecting your transmitter to a 50 ohm dummy load - which is really just a big 50 ohm resistor. Without

going into the math, your SWR is 1:1 indicating a perfect match. Yet, the dummy load is not an antenna and is not radiating anything.”

“Yeah, but nobody expects a resistor to radiate.”

“Quite the opposite, my naive friend. Many hams have water in their coax and broken antennas with loose connections, shorts etc and still expect them to radiate. Any of these problems could present a 50 ohm load and a 1:1 SWR but still not radiate.”

On the other hand you might have a very good antenna whose impedance is only 30 ohms. It's SWR would be about 1.7:1. Yet, it could be very efficient and have a low angle of radiation and perform really well.

On our third hand, you might have an antenna with 50 ohm impedance that actually displays and SWR of 3:1. It could be a great antenna, but you are operating it at a frequency where it has some capacitive, or even inductive, reactance (Aside for geeks: $Z = 30 - j40$, or $Z = 50 \angle -57.3^\circ$).”

“Okay, all right already, enough with the fancy math. I get it. SWR is not a measure of quality, it's not good or bad. It depends on the antenna and cable and doesn't say anything about how strong a signal the antenna radiates. But what happens to the reflected power?”

“At last, Hambone, you got it. Which is good because it's getting late and I'm getting tired. That reflected power eventually get radiated. We'll leave how that happens for a future discussion.

But one last question, do you know an easy way to lower your SWR regardless of operating frequency?”

“I give up, Elmer, how?”

“Use old, damaged, water-logged, lossy coax. Crummy coax reduces SWR because it loses the reflected waves before they get back to your SWR meter. Of course, it also loses your transmitter power before it gets to your antenna, too. Not good, but your SWR will look real low. So, if everything looks good and your SWR is low and doesn't change with frequency, but you still can't get out. You might have lossy coax.”

“Good night, Elmer.”

“Good night, Hambone.”

Sidebar

So, where did those numbers that Elmer was tossing about come from? Here's where.

First, we need to figure out how much voltage is reflected from that 100 ohm load resistor at the far end of the 50 ohm coax. We do that by introducing the *Reflection coefficient*, k , a number that relates the cable and load impedances to the size of the reflected voltage pulse.

$$k = (Z_L - Z_0) / (Z_L + Z_0)$$

Where:

Z_0 = cable characteristic impedance

Z_L = load impedance

Notice that both the cable characteristic impedance and the load impedance can both be complex quantities. That means that k can also be complex.

Complex k is of the form $k = r \pm jx$

Where:

r = the real or resistive part of k

x = the reactive part of k ; $-j$ indicates that x is capacitive and $+j$ indicates that x is inductive

In our example both quantities are resistive to simplify the principle:

$$k = (100 - 50) / (100 + 50) = 50 / 150 = 1/3 \text{ or } 0.333$$

That means that the reflected voltage pulse going back towards the transmitter is 1/3 as strong as the 50 volt forward pulse or about 16.67 volts.

Notice that if the load impedance equals the cable impedance, $k=0$ which means no reflected voltage pulse is created. Likewise, if the load impedance equals ∞ or 0 ohms corresponding to an open or short circuit at the far end respectively, k equals 1 or -1 . This indicates that the reflected voltage equals the incident voltage or, all the voltage is reflected. The $-$ sign indicates that the reflected voltage is of the opposite polarity.

Since k refers to the actual size of the reflected voltage and VSWR is the ratio of the reflected to the incident voltage:

$$\text{VSWR} = (1 + |k|) / (1 - |k|)$$

$|k|$ is the magnitude of the complex value of k or $\sqrt{r^2 + x^2}$. The magnitude is used because VSWR is not a complex quantity.

Because our load is purely resistive and our cable is lossless, $x=0$ in our example, therefore,

$$|k| = 0.333$$

$$\text{SWR} = (1+0.333)/(1-0.333) = 1.333/0.667 = 2 \text{ or } 2:1$$

Further since reflected power is proportional to the square of reflected voltage, the percentage of reflected power is:

$$\%P_{\text{reflected}} = |k|^2 = 0.333^2 = .11 \text{ or } 11\%$$

This means that a mismatch that results in a 2:1 SWR only reflects 11% of your transmitted power.

In the case of the 50 ohm antenna that gives a 3:1 SWR, the calculation is as follows:

$$Z_0 = 50 \text{ ohms or } 50+j0$$

$$Z_1 = 30-j40 \text{ ohms note that the } |Z_1| = \sqrt{(30^2+(-j40)^2)} = \sqrt{(900+1600)} = 50 \text{ ohms}$$

$$k = (Z_1 - Z_0)/(Z_1 + Z_0)$$

$$k = (30-j40-50)/(30-j40+50) = (-20-j40)/(80-j40) = 0-j0.5 \text{ ohms}$$

$$|k| = \sqrt{(0^2+(-j.5)^2)} = \sqrt{0.25} = 0.5$$

$$\text{SWR} = (1+|k|)/(1-|k|) = (1+.5)/(1-.5) = 1.5/0.5 = 3 \text{ or } 3:1$$

So, even though the impedance of the antenna is 50 ohms, it does not match a 50 ohm coaxial cable because that impedance includes 40 ohms of capacitive reactance. The result would be the same if the reactance were inductive.

Even if the antenna were operating at its resonant frequency where $x=0$, it would still not match the 50 ohm line because it would present only a 30 ohm load. In that case:

$$\text{SWR} = 1.67:1$$

So, you won't get a match if the load is even partially reactive and resonance does not guarantee a match either. Hence the market for tuners.



**VE3DZP is a
“Soft” Operation!**

Sitting on a cloud with my new Flex radio!

73, Gary VE3DZP

Lighting-up the Bands...No Joke!

By K8AQM 1629s

For the past year here at K8AQM we have been experimenting with a “light bulb” for an antenna. At the present time we have “light bulb antennas” for 160, 80, 40, 20 and 15 meters. Admittedly, they are used primarily for FT8 and FT4 operation but...I have used them twice in SKS events with amazing success!

The light bulb was used back in my early Novice days (1960s) as a means of tuning my transmitter before connecting it to a “real antenna,” my homebrew transmitter had no meter. The light bulb was considered a “dummy load” antenna.

Back in those early days my childhood friend (also a ham) lived only two blocks away and quite by chance he “heard” me tuning up! Wow, the lightbulb really was an antenna! As Generals we used the dummy load antennas to talk (AM) late at night on 10m doing our physics homework. One night as we were trying to figure a problem determining the potential energy of some homework problem a voice broke in and told us we had forgotten an important step and our answer was wrong...Dead silence...who was this and how could he have heard us? Would you believe it was our physics teacher all the way across town?!? He heard us by chance as he was tuning and hoping for a late night 10m band opening.

Years passed and there was no need for a lightbulb dummy load as the rigs now had meters and tuning was made much easier. An article announcing a light bulb QSO party caught the eye of my friend KD8VSQ. I don’t know how he does it but he always manages to talk me into the craziest ideas! We started to think about building an “efficient light bulb antenna” (an oxymoron?). With the help of KE8CEW who is a mechanical shop wizard, we designed a fairly efficient dummy load lightbulb antenna. No reason to re-invent the wheel, we decided not to wind our own loading coils and just use Hamsticks or similar mobile antennas. Here is what we did: we took the “stinger” out and connected a wire from one of the light bulb sockets screws to the where the stinger was secured. No connection was/is made to the other lug of the lightbulb socket. Figure 1 shows this connection.




Figure 1.

Connecting the base of the hamstick was easy too, we just connected the base via a bolt thru the plexiglass into the hamstick. A wire attached around that bolt was connected to the center pin of the so-239. Figure 2 clearly shows how this was done.

A bolt with a wing nut was added to the



Figure 2.

plexiglass mount that is used to attach the two “tuned radials.” A wire connected to the ground side from the mounted so-239 is connected to the wingnut.

The length of each of the radials at 7.050 is 33.19 ft. It’s best if the radials slope down from the base of the antenna but on our 160m antenna they are nearly flat, parallel to the ground and the antenna works fine.

Since there is no hamstick available for 160m, we used a 40m and 80m hamstick connected in series (stinger lug to base lug...we didn’t have two 80m sticks).



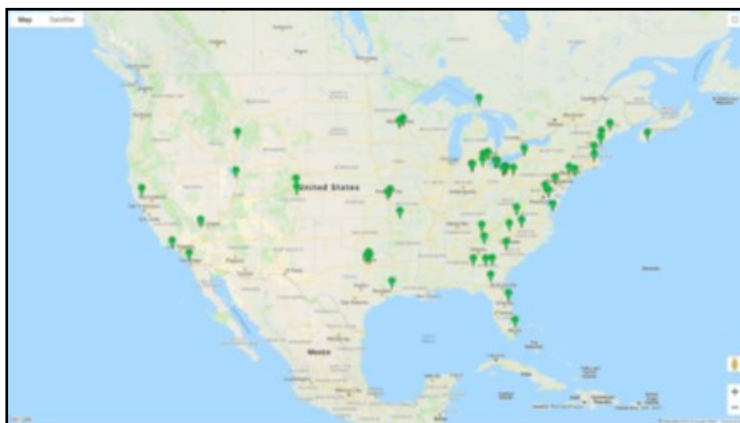
Our 20m, 80m and 160m antennas required the use of a “top hat” resonator we hose-clamped to the connection of the hamstick where our wire is secured by the stinger clamp. We then just trimmed the top hats to the exact frequency needed using an MFJ analyzer.

A note about our light bulbs...we use Satco s2431 bulbs (\$25.00 each). These bulbs have over 60 inches of filament! They are rated at 100 watts but we run them at 90 watts max. Under CW and FT8 conditions they do not light but at FT4 operations they do light!

In the future we’re thinking about a “pair” of our phased lightbulb verticals for 20m and 40m!



KD8VSQ with our prototype 40m antenna. The grey box is an LDG auto tuner we thought we needed but we didn’t it all and later removed it.



Results of our first SKS using lightbulb antennas on 80 and 40m. (March 2019). 76 QSOs



20m antenna showing top linear loading spokes and glowing during an FT4 transmission. Those are guy ropes (parachute string), not radials

Tips for the June WES

The June WES bonus is given for ALL your QSOs made on the high bands (see WES web site for band details). 10 meters and 15 meters will be the “money bands” for this event and Mark K3MSB published some great information on these bands on the reflector. Here is Mark’s post.

I would like to make a few comments about 10M being a “summer” band.

This is primarily a true statement during the years near the sunspot minimum. The Maximum Usable Frequency (MUF) is significantly lower than 28 Mc and there is almost no F2 propagation on 10M. F2 Propagation is signals bouncing off the F2 layer of the ionosphere. During these years the primary propagation mode on 10M is Sporadic E (abbreviated as Es by a lot of us).

During years near the sunspot maximum the MUF will reach and exceed 28 Mc and year round F2 propagation on 10M is common and 10M is a year round band. Due to more quieter noise conditions in the Northern hemisphere, 10M can offer us better conditions for DX in the winter months. This is one of the reasons why the 10M Contest is in December.

How does Es and F2 propagation differ? As mention above, F2 signals bounce off of the F2 layer of the ionosphere. For Es propagation signals bounce off randomly forming clouds of ionized gas in the lower E section of the ionosphere.

Es propagation is unpredictable in terms of direction and duration. That's what makes it so much fun!

So, what to expect from 10M during the June WES.

Almost guaranteed to be all Es propagation considering where we are in the solar cycle. Es is prominent from about mid May through the early part of August, peaking the last few weeks of June and the first few weeks of July. The middle of December offers another chance for Es on 10M, but this is not nearly as pronounced as the summer “E Skip Season”.

The duration of Es contacts can vary. Sometimes you'll hear a few letters of a call sign and that's it. That's the opening. Other times an opening can last for hours. It depends. For normal Es contacts on 10M (and 6M) you send your grid square and that's it. Fast and to the point. The duration of an opening may not allow the full SKCC exchange, so send as fast as you can and don't duplicate items.

Es is more common on north / south paths. There's a name for that and I can't remember it. East West propagation is not as common, but is more exciting. You will find there is single and double hop Es propagation. For me in PA, single hop will get me to the Midwest. My signal goes from here to the Es cloud and bounces back into (say) Missouri. To get to the West Coast, the signal needs to bounce out of Missouri, off a second Es cloud, and into (say) CA. Roughly, figure 2000 miles for each hop. If you're near the Midwest, you only need single hop Es to get to either coast (which is why it's more common for those in the Midwest to win VHF contests).

Due to the sporadic nature of Es, If you don't hear any activity on 10M, call CQ. Aggressive CQ'ing is the best way to capitalize on 10M Es. Call CQ and keep the QSO as short as you can.

Power. When 10M is open, you don't need a lot of power. When it's closed, you can draw power from the warp engines of the Enterprise and you won't make contacts. Can you do QRP Es? I guess you can, but I'd recommend 100W.

Is there Es on 15M ? I have no idea. Perhaps someone else knows?

Ground Wave on 10M. Very possible for a few hundred miles. From here in South Central PA near the MD boarder, I worked a station about 50 miles south of me in MD during the last WES on 10M. It was 339 both ways. Within my Ground Wave "zone", I can probably work MD, DE, VA, WV, NJ and maybe NY. The point being, look what's around you and don't be afraid to ask for a QSO if you see somebody close to you logged into the chat room.


One further comment about ground wave. You can't have horizontally polarized ground wave propagation; you need vertical polarization. That means a purely horizontally polarized signal will not propagate via ground wave. The good news is that even with beams or dipoles, you aren't putting out a purely horizontally polarized signal; you will have a vertical component. I'm toying with the idea of putting up 10M Ground Plane for the WES.

73 Mark K3MSB
5965S



6L6

Will be putting my 6L6 transmitter on the air soon. I currently only have one crystal for it, 7.113. I also have a sb40 receiver I need to do a alignment on so I can pair it with it. I also have the QRPme crystal grinding kit I will be building here soon. I was looking to get suggestion on where I should grind my first crystal. I was think 7.053, Thoughts? Also I thought I saw one of the contest you get extra points for homebrew. Is that true? And which one? 73, Troy KF7SEY



Black Beauty

Worked K8JD on 30 m but the band fell out , then moved to 20 m and ran across K8JD up there and worked him again for a nice surprise . Haven't done that in a while. Using the black Vibroplex bug today. 73, Larry K5JYD


May SKS 2020




That was a very interesting Sprint, from my location 20m was closed, 80m had very faint signals and 40m was booming short and long path. It was amazing to see the amount of activity with signals every few Hz. At one time I worked two very strong stations just 300 Hz apart with no significant interference from each other. Its amazing what modern transceivers can do. Also worth mention that the second hour of the spring was way more relaxed. Thank you so much to everyone that participated, see you in the next event. 73 de AC2RJ, Ruben.



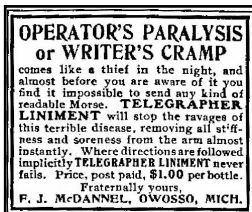
Nice to have quiet but good conditions on 80, 40 and 20 tonight. I should get on more in the evenings! 73, Steve KC5F



It was great fun to get some practice on the Blue Racer and Swedish key. IC7410 100W to a vertical. 73, Toby VE7CNF



Terrific fun! The new 80m dipole was a great performer, as I worked ZL2BLQ with my teensy signal! It seems to work out that I mostly use the dipole on 20 and 80m, and the 20m EDZ on 40m. Go figure, right? Thanks to everyone who dug out my signal. There were reasonable conditions and activity, except on 80m. I'm not sure if it was the band, or if ops weren't venturing down there. Here you can see that although there's finally a PC in the shack, I'm logging the way I know and love. A great big THANK YOU to everyone who gives us their time, to organize this thing. 73, Lloyd



First hour on 20 was super good ! Lots of activity and loud sigs. Seem like the sunspots had returned. Most enjoyable SKS in a long time. Thanks for all the callers. 73 AL, N4ow



20 seemed very good and fast, 40 was slow for me, 80 was good but ran dry. Thanks for all the QSOs. Went back to my novice key for this one, had the other rig on 6 meters watching for DX 73, Chas K3WW



What great fun and a great group of "Team Contesters." N8KR worked 80 Qs on 40m alone (wow!), K8AQM worked 51 on 20m and K8TEZ worked 29 on 80m for a total of 160 Qs! The club calls is moving on to Senator! 73, SKCC KS1KCC



For a change I did not forget the SKS! Spent the first hour on 20 and the second on 40. Bands were noisy but productive. Thanks to all I worked! Used my trusty old K3 (almost 1 years old now) and a Bencher RJ-2 key. Antennas used were an OCF dipole at 30' and a 2 element quad at 40'. 73, Bill NZ0T



20m. was good here in WNY this SKS. We need more SKS hunters on 20m, during the summer sprints. Both 40m. & 80m. were also good here, with a bit of QRN on 80. Rig: IC-7000 at 100w. into G5RV up 25 ft. w/ old WWII German Junker straight key. 73, Tom KA2KGP




Bounced around between 20 and 40 meters for a few S & P QSOs ... 40 was jam packed with wall-to-wall signals but found John/N0TA on 20. Lots of new ops on as well. Good fun. 73, Bill KE3O




Well, a 1w pea shooter makes for an easy time of calculating the score! Great fun! Had problems with "Barry's Bug" and the usual tremors. BIG TNX! to all who had the patience to copy me!! 73, Steve NQ8T


May SKS II 2020




I think this is a new low score for me. Seems I forgot to check my SKCC calendar and just happened to walk in the shack and Morse on 20 meter SKCC Freq. Oh well!! 73, Jim W1RO



Excellent condx! Couldn't believe the EU stations on 20 coming in with great signals - G4BSW, ON4OM (non-member), GD4RFZ, G0DJF. 40 meters was "packed" - had to narrow the K3 to 200hz at times. 80 was in good shape and fairly quiet....tried some CQ's on 160 but no takers. Lots of newer members on and I wrkd 7 "C's" out of 58 QSO's... a new record for me. K3 Line to the 160 meter horizontal loop @ 50'. Vibroplex Presentation bug circa 1956 for all 58 contacts. 73, Dave W3NP



Happy to see so many on the air tonight! 20 & 40 meters was Hopping! A Fun evening Thanks to everyone! Really happy to see quite a few new faces tonight. 73, Rich W4RQ



This evening's SKS event was a fun opportunity to try out a new right-angle bug made by KN4YB. It is a quality-made key that I would highly recommend! 73 de Josh, W9HT




Thanks to all the good QSO's. Enjoyed meeting some new members for the first time. Also thanks to John N0TA for his bonus points and everyone who makes this a fun event. 20 meters stayed open late and was able to work KP4RD at 01:53. Pic is of a Mustang, Oklahoma sunset. 73, Gerald WA5AFD




LOTS of stations on. Really got my blood pumping. Very much fun. 73, Al WD7G

Lots of stations on 20m & 40m, but I only made 12 contacts, 12 different SPC's, and I got the Bonus station. Used my IC-7200 running 70w to my multi-band vertical (elevated), using a Bencher Str Key. 73, Curt WA2JSG NJ 3018S



Making History

This woman operates a telegraph key. The Navy ran a school for radio personnel beginning in 1942. Research suggests that John Falter used a Naval photograph taken during March 1943 of Virginia L. Scott as the basis for this image. She is sending a message from the code room of the Radio School at Madison, Wisconsin. The Navy used this painting to print 40,000 posters, 71,000 window cards and 57,000 car cards in June of 1943. 73, Wayne W3HIZ



A Splash of History!



DON NN8B
SKCC 036

PETE W5PEH
SKCC 2398

JACK WB2FXK
SKCC 1258

Carolyn AA3ZH

FRANK AA2XB
SKCC 1681

Jerry N3KRX
SKCC 2525

FRANK NB4T
SKCC 981

LES KB2KNX
SKCC 140

NICK K6FFY
SKCC 1221

TOM KC9ECI
SKCC 1

DAVE KD8AZO
SKCC 2216

05/19/2007

FIRST SKCC FACE TO FACE
Dayton HamVention 5/19/07 1500Z


Fort Wayne Area SKCCers Dominate SKCC Operating Events

de Ken-N8KR

Whether it's the Straight Key Century Club Weekend Sprintathon (WES) or Tuesday Evening Sprint (SKS) or special operating achievements, our Fort Wayne Radio Club members are setting new standards with their activity! In the April WES, there were 412 entries with about 390 from the US. Included in the published results are totals from each state. Indiana was on top with a total of 2072 qso's overcoming our rival Pennsylvania of 1437! But what was more astonishing is that 1695 of the Indiana qso's came from 12 Fort Wayne Radio Club members! In the May WES, Indiana was on top again with FWRC members leading the charge! Jack-W9GT led the pack with 301 qso's followed by Tom-KU8T with 176, John-W9WN with 125, Ed-WA9BBN with 124 and Jim-KD9GDY with 108. Additional participants included Al-K9FW, Dave-N9FGP, Don-K9LI, Rose-KA9GKE, Josh-W9HT, Bill-W9SA, and Ken-N8KR. Our April 2 hour Sprint placed Indiana in first place with 6 of the 8 IN entrants from the FWRC! (And their combined score led all of the states!)

Along with these great operating results, several of our club members have made special achievements. New SKCC **Senators** include Don-K9LI and Jack-W9GT! Congratulations to them! (Becoming a Senator is not easy: 100 member qso's to reach Centurion status, then 50 unique members who are at least Centurions to reach Tribune, 350 more unique contacts for Tribune x 8 status, then 200 unique contacts with Tribunes and Senators to reach Senator status!) Congratulations to Dave-N9FGP who reached **Tribune** status, Tom-KU8T who is Tribune x 6, John-W9WN who is Tribune x 6, and Al-K9FW who has advanced the local club call, NE9EE, to Tribune x 8 status in a matter of a couple of weeks! By the time you read this, NE9EE will probably be a Senator! On the heels of **Senator** achievement is Jim-KD9GDY. Go get 'em Jim! Finally, congratulations go to Ed-WA9BBN who has achieved the **TripleKey** award. So far there have only been 68 members who have successfully made the 300 contacts required: 100 with a straight key, 100 with a bug, and 100 with a cootie! Ed is TripleKey #36 and is only the 2nd member in Indiana to receive this award. Examples of the 3 different keys are shown in the picture at the end of this article.


Straight Key Century Club continues to grow at a fast rate. Our current membership totals 22,500. Just 15 months ago, W9TE joined at 20,000! A 15 month gain of 2,500 members is incredible! Our local enthusiasm is contagious! We're now seeing our neighboring club in Auburn showing SKCC interest. Jeff-KB9QG has recently advanced to **Centurion** status along



The SKCC *pump* straight key, a horizontal Vizkey bug, and the SKCC cootie!

with their club president, John-W9GOO, who joined in December and is also a Centurion. SKCC is fun and rewarding! Ask any member! There's nothing like making CW contacts!

From Facebook



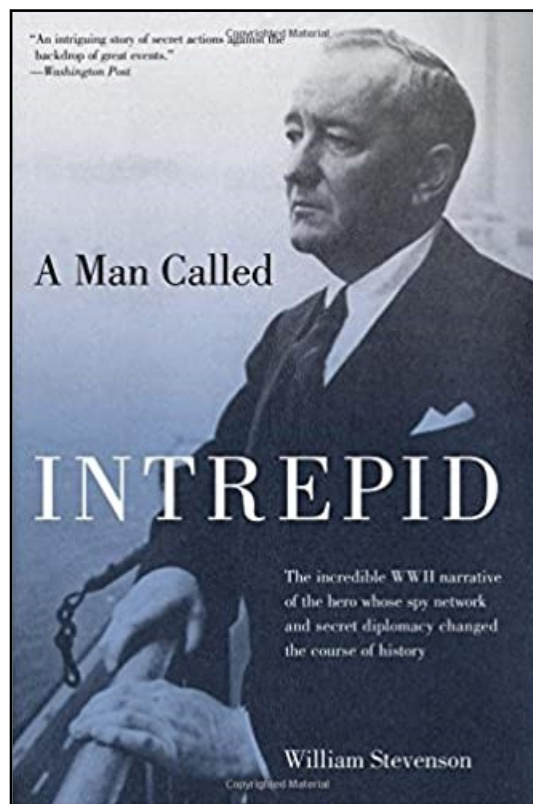
Hello to the group. Thank you for add.
73, Zeljko 9A4NA



Update on this earlier post... I missed the SKS by a whole day, it was last night. Ha... a member was kind enough to politely enlighten me...thank you. Maybe I'll be ready next month, with software too, get back in to this decade. Cheers to all. Look for me on 40m... I'll be burning bits of ether at 5w QRP as per normal for me. Ten-Tec 516, 1952 Blue Racer and the hope for good conditions. 22,000 plus members...WOW! 72/73 Bob VE3AKV 5204T



Had my new key waiting for me in the mailbox. Plan on using this portable here in the near future. Very well built key. 73, Troy KF7SEY



Regarding wireless during WWII, Page 59

"They were accustomed to discomfort and to working in close quarters alone. They could hang onto the faint signals of a moving station surrounded by the clutter of other transmissions drifting across the wave bands. At sea, they had to recognize quickly the "fist" of the particular operator they might seek, detecting subtle characteristics in the way he worked his key that amounted to an individual signature."

There have been many times during QRM and QSB that I could pick out the station I was trying to copy because of that op's fist. How about you? 73, Wayne W3HIZ